

Date Created: Month Day, Year

# European Hotel Review - Sample



## Industry Performance for the Month of Month Year

Table Of Contents	1
Global Performance (Currency 1)	2
Global Performance (Currency 2)	3
Global Performance (Currency 3)	4
Country Performance (Local Currency)	5
Country Performance (Currency 1)	6
Country Performance (Currency 2)	7
Country Performance (Currency 3)	8
Market Performance (Local Currency)	9
Market Performance (Currency 1)	10
Market Performance (Currency 2)	11
Market Performance (Currency 3)	12
Market Performance Graphs	13
World Regions	14
Help	15

735 East Main Street, Hendersonville, TN 37075 USA  
T : +1 615 824 8664  
support@str.com    www.str.com

Blue Fin Building, 110 Southwark Street, London SE1 0TA  
T : +44 (0)20 7922 1930  
industryinfo@str.com    www.str.com

The STR Hotel Review Report is a publication of STR, Inc. and STR Global, Ltd., and is intended solely for use by paid subscribers. Reproduction or distribution of the STR Hotel Review Report, in whole or part, without written permission is prohibited and subject to legal action. If you have received this report and are NOT a subscriber to the STR Hotel Review Report, please contact us immediately.  
Source: 2019 STR, Inc. / STR Global, Ltd. trading as "STR".

# Global Performance (Currency 1) - Sample

For the Month of: Month Year

	Month Year vs Month Year-1								
	Occ %		ADR		RevPAR		Percent Change from Month Year-1		
	Year	Year-1	Year	Year-1	Year	Year-1	Occ.	ADR	RevPAR
<b>Continent 1</b>	72.5	72.2	87.98	87.54	63.82	63.17	0.5	0.5	1.0
Sub-Continent 1	73.4	66.2	101.09	100.14	74.23	66.30	10.9	0.9	12.0
Sub-Continent 2	71.1	72.5	78.44	79.51	55.78	57.64	-1.9	-1.3	-3.2
Sub-Continent 3	73.7	70.0	94.99	87.75	70.06	61.42	5.4	8.3	14.1
Sub-Continent4	79.2	78.5	124.33	129.45	98.43	101.64	0.8	-4.0	-3.2

<b>Continent 2</b>	62.0	61.9	112.22	107.85	69.58	66.80	0.1	4.0	4.1
Sub-Continent1	61.9	61.8	112.93	108.28	69.93	66.92	0.2	4.3	4.5
Sub-Continent2	63.4	64.8	161.52	159.35	102.47	103.29	-2.1	1.4	-0.8
Sub-Continent 3	59.4	59.5	101.29	95.05	60.17	56.52	-0.1	6.6	6.5
Sub-Continent 4	64.0	65.0	75.68	79.59	48.45	51.73	-1.5	-4.9	-6.3

<b>Continent 3</b>	72.2	71.2	107.76	104.31	77.83	74.25	1.5	3.3	4.8
Sub-Continent1	66.6	64.7	72.23	69.07	48.12	44.71	2.9	4.6	7.6
Sub-Continent2	76.0	75.7	110.33	106.95	83.89	80.98	0.4	3.2	3.6
Sub-Continent3	68.5	67.4	107.26	102.70	73.50	69.21	1.7	4.4	6.2
Sub-Continent4	72.4	71.1	114.80	111.89	83.17	79.53	1.9	2.6	4.6

<b>Continent 4</b>	70.6	69.0	120.39	120.80	84.98	83.31	2.3	-0.3	2.0
Sub-Continent1	72.1	69.7	133.01	136.72	95.86	95.28	3.4	-2.7	0.6
Sub-Continent 2	65.9	66.1	82.10	77.62	54.13	51.34	-0.3	5.8	5.4
Sub-Continent3	69.7	69.2	109.61	109.82	76.44	75.95	0.8	-0.2	0.6

Markets									
	Occ %		ADR		RevPAR		Percent Change from Month Year-1		
	Year	Year-1	Year	Year-1	Year	Year-1	Occ.	ADR	RevPAR
Market 1	77.5	77.1	82.50	78.69	63.96	60.67	0.5	4.8	5.4
Market 2	81.6	80.7	97.15	95.20	79.31	76.85	1.1	2.1	3.2
Market 3	77.9	85.4	123.43	145.43	96.11	124.27	-8.9	-15.1	-22.7
Market 4	83.4	84.5	150.27	160.12	125.36	135.25	-1.2	-6.1	-7.3
Market 5	64.3	93.1	127.16	190.37	81.79	177.33	-31.0	-33.2	-53.9
Market 6	85.9	86.1	186.12	174.91	159.92	150.62	-0.2	6.4	6.2
Market 7	76.7	75.5	160.93	153.14	123.51	115.61	1.7	5.1	6.8
Market 8	80.5	81.5	117.05	110.26	94.21	89.82	-1.2	6.2	4.9
Market 9	86.9	87.9	243.35	250.84	211.49	220.56	-1.2	-3.0	-4.1
Market 10	79.8	79.6	208.06	204.60	166.05	162.83	0.3	1.7	2.0
Market 11	67.6	68.7	130.75	129.51	88.38	89.02	-1.7	1.0	-0.7
Market 12	87.0	89.6	145.75	158.40	126.82	141.99	-2.9	-8.0	-10.7
Market 13	90.5	92.3	175.71	154.19	158.97	142.25	-1.9	14.0	11.8
Market 13	76.9	78.0	130.20	125.74	100.10	98.04	-1.4	3.6	2.1

Year to Date - Month Year vs Month Year-1									
Occ %		ADR		RevPAR		Percent Change from YTD Year-1			
Year	Year-1	Year	Year-1	Year	Year-1	Occ.	ADR	RevPAR	
69.5	70.3	86.90	85.69	60.36	60.26	-1.2	1.4	0.2	
64.8	64.8	96.18	91.85	62.36	59.47	0.1	4.7	4.9	
69.5	70.6	78.53	78.22	54.61	55.22	-1.5	0.4	-1.1	
68.3	69.0	94.82	88.93	64.78	61.32	-0.9	6.6	5.6	
74.5	75.3	119.26	121.65	88.91	91.59	-1.0	-2.0	-2.9	

66.7	66.8	116.74	109.87	77.87	73.42	-0.2	6.3	6.1
67.1	67.2	117.11	110.15	78.54	74.01	-0.2	6.3	6.1
63.7	65.6	190.65	169.31	121.46	111.08	-2.9	12.6	9.4
56.5	58.3	107.81	97.55	60.91	56.87	-3.1	10.5	7.1
59.1	58.0	76.64	77.59	45.33	45.04	1.9	-1.2	0.6

73.2	72.9	113.78	111.56	83.26	81.31	0.4	2.0	2.4
68.4	67.1	78.27	81.10	53.53	54.43	1.9	-3.5	-1.6
76.1	76.4	108.38	107.40	82.51	82.08	-0.4	0.9	0.5
72.5	71.9	126.59	119.89	91.78	86.15	0.9	5.6	6.5
72.1	71.8	120.30	118.33	86.74	84.95	0.4	1.7	2.1

64.1	62.9	115.52	114.92	74.09	72.27	2.0	0.5	2.5
65.8	64.3	127.61	130.01	83.94	83.61	2.3	-1.8	0.4
63.7	61.6	82.75	75.01	52.69	46.23	3.3	10.3	14.0
60.2	60.4	105.33	105.19	63.37	63.48	-0.3	0.1	-0.2

Participation				
Properties		Rooms		
Census	Sample	Census	Sample	Sample
44,030	12,386	5,384,805	2,153,327	
5,479	1,297	346,017	155,910	
22,083	7,359	3,579,184	1,392,981	
8,830	1,816	1,068,824	400,077	
7,638	1,914	390,780	204,359	

76,039	39,614	7,048,846	4,748,433	
66,734	37,745	6,190,544	4,447,415	
1,973	299	258,151	74,191	
1,072	176	65,397	27,935	
6,260	1,394	534,754	198,892	

72,700	12,788	5,010,670	1,681,771	
6,619	983	559,062	169,610	
19,508	4,731	1,058,373	562,105	
19,469	2,375	1,754,189	355,791	
27,104	4,699	1,639,046	594,265	

7,033	1,945	942,267	417,441	
2,377	1,028	397,933	259,817	
1,515	250	311,133	66,463	
3,141	667	233,201	91,161	

76.0	77.1	81.55	79.19	61.99	61.08	-1.4	3.0	1.5
80.1	78.8	99.90	99.92	80.03	78.77	1.6	-0.0	1.6
67.0	69.8	107.36	107.87	71.98	75.32	-4.0	-0.5	-4.4
74.2	74.9	130.85	141.04	97.07	105.69	-1.0	-7.2	-8.2
78.5	88.2	147.06	158.12	115.43	139.41	-11.0	-7.0	-17.2
83.8	83.6	175.33	167.84	146.99	140.35	0.3	4.5	4.7
80.5	80.4	162.61	153.87	130.89	123.66	0.2	5.7	5.8
76.7	75.4	119.50	108.78	91.61	82.00	1.7	9.9	11.7
86.0	87.2	224.62	219.11	193.25	191.01	-1.3	2.5	1.2
77.6	79.6	220.25	217.21	170.93	173.01	-2.6	1.4	-1.2
73.4	73.7	154.74	151.87	113.51	112.00	-0.5	1.9	1.3
82.8	84.2	135.93	142.72	112.49	120.24	-1.8	-4.8	-6.4
86.3	88.2	163.73	145.16	141.37	127.98	-2.1	12.8	10.5
77.5	79.0	133.72	129.01	103.63	101.85	-1.8	3.7	1.7

1,633	552	250,139	92,423	
682	262	73,565	51,097	
247	58	21,084	7,927	
611	310	120,513	87,824	
248	145	74,950	54,353	
1,667	715	142,821	107,246	
1,053	554	105,665	84,182	
517	188	53,429	27,915	
702	495	127,384	110,467	
1,190	354	74,690	31,400	
530	113	42,123	16,493	
400	258	43,806	37,798	
681	219	136,580	58,887	
210	142	36,282	32,450	

# Global Performance (Currency 2) - Sample

For the Month of: Month Year

	Month Year vs Month Year-1								
	Occ %		ADR		RevPAR		Percent Change from Month Year-1		
	Year	Year-1	Year	Year-1	Year	Year-1	Occ.	ADR	RevPAR
<b>Continent 1</b>	72.5	72.2	75.00	77.84	54.41	56.17	0.5	-3.6	-3.1
Sub-Continent 1	73.4	66.2	86.18	89.04	63.28	58.95	10.9	-3.2	7.4
Sub-Continent2	71.1	72.5	66.87	70.69	47.56	51.25	-1.9	-5.4	-7.2
Sub-Continent 3	73.7	70.0	80.98	78.02	59.72	54.61	5.4	3.8	9.4
Sub-Continent 4	79.2	78.5	105.99	115.10	83.91	90.38	0.8	-7.9	-7.2

<b>Continent 2</b>	62.0	61.9	95.67	95.90	59.31	59.40	0.1	-0.2	-0.1
Sub-Continent 1	61.9	61.8	96.27	96.28	59.61	59.51	0.2	-0.0	0.2
Sub-Continent 2	63.4	64.8	137.70	141.69	87.35	91.84	-2.1	-2.8	-4.9
Sub-Continent 3	59.4	59.5	86.35	84.52	51.30	50.25	-0.1	2.2	2.1
Sub-Continent4	64.0	65.0	64.52	70.77	41.31	46.00	-1.5	-8.8	-10.2

<b>Continent 3</b>	72.2	71.2	91.86	92.75	66.35	66.02	1.5	-1.0	0.5
Sub-Continent 1	66.6	64.7	61.58	61.41	41.02	39.76	2.9	0.3	3.2
Sub-Continent 2	76.0	75.7	94.06	95.10	71.52	72.01	0.4	-1.1	-0.7
Sub-Continent 3	68.5	67.4	91.43	91.32	62.66	61.54	1.7	0.1	1.8
Sub-Continent 4	72.4	71.1	97.87	99.49	70.90	70.72	1.9	-1.6	0.3

<b>Continent 4</b>	70.6	69.0	102.63	107.41	72.44	74.07	2.3	-4.4	-2.2
Sub-Continent 1	72.1	69.7	113.39	121.57	81.72	84.72	3.4	-6.7	-3.5
Sub-Continent 2	65.9	66.1	69.99	69.02	46.15	45.65	-0.3	1.4	1.1
Sub-Continent 3	69.7	69.2	93.44	97.65	65.17	67.54	0.8	-4.3	-3.5

Markets									
	Year	Year-1	Year	Year-1	Year	Year-1	Occ.	ADR	RevPAR
Market 1	77.5	77.1	70.33	69.97	54.52	53.95	0.5	0.5	1.1
Market 2	81.6	80.7	82.82	84.65	67.61	68.34	1.1	-2.2	-1.1
Market 3	77.9	85.4	105.22	129.31	81.94	110.50	-8.9	-18.6	-25.8
Market 4	83.4	84.5	128.11	142.37	106.87	120.26	-1.2	-10.0	-11.1
Market 5	64.3	93.1	108.40	169.27	69.72	157.67	-31.0	-36.0	-55.8
Market 6	85.9	86.1	158.67	155.53	136.33	133.92	-0.2	2.0	1.8
Market 7	76.7	75.5	137.19	136.17	105.29	102.80	1.7	0.8	2.4
Market 8	80.5	81.5	99.78	98.04	80.32	79.86	-1.2	1.8	0.6
Market 9	86.9	87.9	207.46	223.04	180.29	196.11	-1.2	-7.0	-8.1
Market 10	79.8	79.6	177.37	181.92	141.56	144.79	0.3	-2.5	-2.2
Market 11	67.6	68.7	111.46	115.16	75.34	79.15	-1.7	-3.2	-4.8
Market 12	87.0	89.6	124.25	140.85	108.11	126.25	-2.9	-11.8	-14.4
Market 13	90.5	92.3	149.79	137.10	135.52	126.48	-1.9	9.3	7.1
Market 14	76.9	78.0	111.00	111.80	85.33	87.18	-1.4	-0.7	-2.1

	Year to Date - Month Year vs Month Year-1								
	Occ %		ADR		RevPAR		Percent Change from YTD Year-1		
	Year	Year-1	Year	Year-1	Year	Year-1	Occ.	ADR	RevPAR
	69.5	70.3	76.31	75.87	53.00	53.36	-1.2	0.6	-0.7
	64.8	64.8	84.20	81.27	54.59	52.62	0.1	3.6	3.7
	69.5	70.6	68.99	69.27	47.97	48.90	-1.5	-0.4	-1.9
	68.3	69.0	83.28	78.74	56.90	54.30	-0.9	5.8	4.8
	74.5	75.3	104.65	107.70	78.01	81.09	-1.0	-2.8	-3.8

	66.7	66.8	102.71	97.31	68.51	65.02	-0.2	5.6	5.4
	67.1	67.2	103.05	97.56	69.10	65.55	-0.2	5.6	5.4
	63.7	65.6	167.04	149.73	106.42	98.24	-2.9	11.6	8.3
	56.5	58.3	94.52	86.30	53.40	50.31	-3.1	9.5	6.2
	59.1	58.0	67.29	68.69	39.80	39.87	1.9	-2.0	-0.2

	73.2	72.9	100.22	98.84	73.34	72.03	0.4	1.4	1.8
	68.4	67.1	68.96	71.84	47.17	48.22	1.9	-4.0	-2.2
	76.1	76.4	95.40	95.14	72.63	72.71	-0.4	0.3	-0.1
	72.5	71.9	111.76	106.26	81.03	76.36	0.9	5.2	6.1
	72.1	71.8	105.84	104.81	76.32	75.24	0.4	1.0	1.4

	64.1	62.9	101.28	101.74	64.96	63.98	2.0	-0.4	1.5
	65.8	64.3	111.82	115.08	73.55	74.01	2.3	-2.8	-0.6
	63.7	61.6	72.76	66.46	46.32	40.96	3.3	9.5	13.1
	60.2	60.4	92.34	93.11	55.56	56.19	-0.3	-0.8	-1.1

Participation				
Properties		Rooms		
Census	Sample	Census	Sample	Sample
44,030	12,386	5,384,805	2,153,327	
5,479	1,297	346,017	155,910	
22,083	7,359	3,579,184	1,392,981	
8,830	1,816	1,068,824	400,077	
7,638	1,914	390,780	204,359	

76,039	39,614	7,048,846	4,748,433	
66,734	37,745	6,190,544	4,447,415	
1,973	299	258,151	74,191	
1,072	176	65,397	27,935	
6,260	1,394	534,754	198,892	

72,700	12,788	5,010,670	1,681,771	
6,619	983	559,062	169,610	
19,508	4,731	1,058,373	562,105	
19,469	2,375	1,754,189	355,791	
27,104	4,699	1,639,046	594,265	

7,033	1,945	942,267	417,441	
2,377	1,028	397,933	259,817	
1,515	250	311,133	66,463	
3,141	667	233,201	91,161	

	76.0	77.1	71.70	70.13	54.51	54.08	-1.4	2.2	0.8
	80.1	78.8	87.78	88.52	70.32	69.79	1.6	-0.8	0.8
	67.0	69.8	94.09	95.52	63.08	66.69	-4.0	-1.5	-5.4
	74.2	74.9	114.15	124.73	84.68	93.47	-1.0	-8.5	-9.4
	78.5	88.2	128.93	140.02	101.20	123.45	-11.0	-7.9	-18.0
	83.8	83.6	154.26	148.69	129.32	124.34	0.3	3.7	4.0
	80.5	80.4	143.04	136.28	115.13	109.53	0.2	5.0	5.1
	76.7	75.4	104.91	96.29	80.42	72.58	1.7	8.9	10.8
	86.0	87.2	197.49	194.10	169.91	169.20	-1.3	1.7	0.4
	77.6	79.6	193.89	192.40	150.47	153.24	-2.6	0.8	-1.8
	73.4	73.7	136.32	134.50	100.00	99.19	-0.5	1.4	0.8
	82.8	84.2	119.14	126.33	98.60	106.43	-1.8	-5.7	-7.4
	86.3	88.2	143.68	128.53	124.05	113.32	-2.1	11.8	9.5
	77.5	79.0	117.73	114.31	91.23	90.25	-1.8	3.0	1.1

1,633	552	250,139	92,423	
682	262	73,565	51,097	
247	58	21,084	7,927	
611	310	120,513	87,824	
248	145	74,950	54,353	
1,667	715	142,821	107,246	
1,053	554	105,665	84,182	
517	188	53,429	27,915	
702	495	127,384	110,467	
1,190	354	74,690	31,400	
530	113	42,123	16,493	
400	258	43,806	37,798	
681	219	136,580	58,887	
210	142	36,282	32,450	

# Global Performance (Currency 3) - Sample

For the Month of: Month Year

	Month Year vs Month Year-1								
	Occ %		ADR		RevPAR		Percent Change from Month Year-1		
	Year	Year-1	Year	Year-1	Year	Year-1	Occ.	ADR	RevPAR
<b>Continent 1</b>	72.5	72.2	75.00	77.84	54.41	56.17	0.5	-3.6	-3.1
Sub-Continent 1	73.4	66.2	86.18	89.04	63.28	58.95	10.9	-3.2	7.4
Sub-Continent 2	71.1	72.5	66.87	70.69	47.56	51.25	-1.9	-5.4	-7.2
Sub-Continent 3	73.7	70.0	80.98	78.02	59.72	54.61	5.4	3.8	9.4
Sub-Continent 4	79.2	78.5	105.99	115.10	83.91	90.38	0.8	-7.9	-7.2

<b>Continent 2</b>	62.0	61.9	95.67	95.90	59.31	59.40	0.1	-0.2	-0.1
Sub-Continent 1	61.9	61.8	96.27	96.28	59.61	59.51	0.2	-0.0	0.2
Sub-Continent 2	63.4	64.8	137.70	141.69	87.35	91.84	-2.1	-2.8	-4.9
Sub-Continent 3	59.4	59.5	86.35	84.52	51.30	50.25	-0.1	2.2	2.1
Sub-Continent 4	64.0	65.0	64.52	70.77	41.31	46.00	-1.5	-8.8	-10.2

<b>Continent 3</b>	72.2	71.2	91.86	92.75	66.35	66.02	1.5	-1.0	0.5
Sub-Continent1	66.6	64.7	61.58	61.41	41.02	39.76	2.9	0.3	3.2
Sub-Continent 2	76.0	75.7	94.06	95.10	71.52	72.01	0.4	-1.1	-0.7
Sub-Continent3	68.5	67.4	91.43	91.32	62.66	61.54	1.7	0.1	1.8
Sub-Continent 4	72.4	71.1	97.87	99.49	70.90	70.72	1.9	-1.6	0.3

<b>Continent 4</b>	70.6	69.0	102.63	107.41	72.44	74.07	2.3	-4.4	-2.2
Sub-Continent 1	72.1	69.7	113.39	121.57	81.72	84.72	3.4	-6.7	-3.5
Sub-Continent 2	65.9	66.1	69.99	69.02	46.15	45.65	-0.3	1.4	1.1
Sub-Continent 3	69.7	69.2	93.44	97.65	65.17	67.54	0.8	-4.3	-3.5

Markets									
	Year	Year-1	Year	Year-1	Year	Year-1	Occ.	ADR	RevPAR
Market 1	77.5	77.1	70.33	69.97	54.52	53.95	0.5	0.5	1.1
Market 2	81.6	80.7	82.82	84.65	67.61	68.34	1.1	-2.2	-1.1
Market 3	77.9	85.4	105.22	129.31	81.94	110.50	-8.9	-18.6	-25.8
Market 4	83.4	84.5	128.11	142.37	106.87	120.26	-1.2	-10.0	-11.1
Market 5	64.3	93.1	108.40	169.27	69.72	157.67	-31.0	-36.0	-55.8
Market 6	85.9	86.1	158.67	155.53	136.33	133.92	-0.2	2.0	1.8
Market 7	76.7	75.5	137.19	136.17	105.29	102.80	1.7	0.8	2.4
Market 8	80.5	81.5	99.78	98.04	80.32	79.86	-1.2	1.8	0.6
Market 9	86.9	87.9	207.46	223.04	180.29	196.11	-1.2	-7.0	-8.1
Market 10	79.8	79.6	177.37	181.92	141.56	144.79	0.3	-2.5	-2.2
Market 11	67.6	68.7	111.46	115.16	75.34	79.15	-1.7	-3.2	-4.8
Market 12	87.0	89.6	124.25	140.85	108.11	126.25	-2.9	-11.8	-14.4
Market 13	90.5	92.3	149.79	137.10	135.52	126.48	-1.9	9.3	7.1
Market 14	76.9	78.0	111.00	111.80	85.33	87.18	-1.4	-0.7	-2.1

Year to Date - Month Year vs Month Year-1									
Occ %		ADR		RevPAR		Percent Change from YTD Year-1			
Year	Year-1	Year	Year-1	Year	Year-1	Occ.	ADR	RevPAR	
69.5	70.3	76.31	75.87	53.00	53.36	-1.2	0.6	-0.7	
64.8	64.8	84.20	81.27	54.59	52.62	0.1	3.6	3.7	
69.5	70.6	68.99	69.27	47.97	48.90	-1.5	-0.4	-1.9	
68.3	69.0	83.28	78.74	56.90	54.30	-0.9	5.8	4.8	
74.5	75.3	104.65	107.70	78.01	81.09	-1.0	-2.8	-3.8	

66.7	66.8	102.71	97.31	68.51	65.02	-0.2	5.6	5.4
67.1	67.2	103.05	97.56	69.10	65.55	-0.2	5.6	5.4
63.7	65.6	167.04	149.73	106.42	98.24	-2.9	11.6	8.3
56.5	58.3	94.52	86.30	53.40	50.31	-3.1	9.5	6.2
59.1	58.0	67.29	68.69	39.80	39.87	1.9	-2.0	-0.2

73.2	72.9	100.22	98.84	73.34	72.03	0.4	1.4	1.8
68.4	67.1	68.96	71.84	47.17	48.22	1.9	-4.0	-2.2
76.1	76.4	95.40	95.14	72.63	72.71	-0.4	0.3	-0.1
72.5	71.9	111.76	106.26	81.03	76.36	0.9	5.2	6.1
72.1	71.8	105.84	104.81	76.32	75.24	0.4	1.0	1.4

64.1	62.9	101.28	101.74	64.96	63.98	2.0	-0.4	1.5
65.8	64.3	111.82	115.08	73.55	74.01	2.3	-2.8	-0.6
63.7	61.6	72.76	66.46	46.32	40.96	3.3	9.5	13.1
60.2	60.4	92.34	93.11	55.56	56.19	-0.3	-0.8	-1.1

Participation				
Properties		Rooms		
Census	Sample	Census	Sample	Sample
44,030	12,386	5,384,805	2,153,327	
5,479	1,297	346,017	155,910	
22,083	7,359	3,579,184	1,392,981	
8,830	1,816	1,068,824	400,077	
7,638	1,914	390,780	204,359	

76,039	39,614	7,048,846	4,748,433	
66,734	37,745	6,190,544	4,447,415	
1,973	299	258,151	74,191	
1,072	176	65,397	27,935	
6,260	1,394	534,754	198,892	

72,700	12,788	5,010,670	1,681,771	
6,619	983	559,062	169,610	
19,508	4,731	1,058,373	562,105	
19,469	2,375	1,754,189	355,791	
27,104	4,699	1,639,046	594,265	

7,033	1,945	942,267	417,441	
2,377	1,028	397,933	259,817	
1,515	250	311,133	66,463	
3,141	667	233,201	91,161	

76.0	77.1	71.70	70.13	54.51	54.08	-1.4	2.2	0.8
80.1	78.8	87.78	88.52	70.32	69.79	1.6	-0.8	0.8
67.0	69.8	94.09	95.52	63.08	66.69	-4.0	-1.5	-5.4
74.2	74.9	114.15	124.73	84.68	93.47	-1.0	-8.5	-9.4
78.5	88.2	128.93	140.02	101.20	123.45	-11.0	-7.9	-18.0
83.8	83.6	154.26	148.69	129.32	124.34	0.3	3.7	4.0
80.5	80.4	143.04	136.28	115.13	109.53	0.2	5.0	5.1
76.7	75.4	104.91	96.29	80.42	72.58	1.7	8.9	10.8
86.0	87.2	197.49	194.10	169.91	169.20	-1.3	1.7	0.4
77.6	79.6	193.89	192.40	150.47	153.24	-2.6	0.8	-1.8
73.4	73.7	136.32	134.50	100.00	99.19	-0.5	1.4	0.8
82.8	84.2	119.14	126.33	98.60	106.43	-1.8	-5.7	-7.4
86.3	88.2	143.68	128.53	124.05	113.32	-2.1	11.8	9.5
77.5	79.0	117.73	114.31	91.23	90.25	-1.8	3.0	1.1

1,633	552	250,139	92,423	
682	262	73,565	51,097	
247	58	21,084	7,927	
611	310	120,513	87,824	
248	145	74,950	54,353	
1,667	715	142,821	107,246	
1,053	554	105,665	84,182	
517	188	53,429	27,915	
702	495	127,384	110,467	
1,190	354	74,690	31,400	
530	113	42,123	16,493	
400	258	43,806	37,798	
681	219	136,580	58,887	
210	142	36,282	32,450	

# Country Performance (Data in Local Currency) - Sample

For the Month of: Month Year

Countries	Month Year vs Month Year-1									Mnth Year		Year to Date - Month Year vs Month Year-1									Participation			
	Occ (%)		ADR		RevPAR		Percent Change from Month Year-1			Currency ISO Code	Exchange Rate to USD	Occ (%)		ADR		RevPAR		Percent Change from YTD Year-1			Properties		Rooms	
	Year	Year-1	Year	Year-1	Year	Year-1	Occ	ADR	RevPAR			Year	Year-1	Year	Year-1	Year	Year-1	Occ	ADR	RevPAR	Occ	ADR	RevPAR	Census
Country 1	74.9	78.3	100.87	98.12	75.55	76.87	-4.4	2.8	-1.7	EUR	0.90824	76.1	75.4	108.53	101.68	82.58	76.63	1.0	6.7	7.8	2,038	210	117,266	33,709
Country 2	76.8	78.5	117.71	115.31	90.40	90.49	-2.1	2.1	-0.1	EUR	0.90824	74.3	74.1	111.71	106.58	83.03	78.99	0.3	4.8	5.1	986	176	55,841	24,453
Country 3	63.3	59.0	157.60	156.13	99.81	92.10	7.4	0.9	8.4	BGN	1.77636	61.5	63.5	166.06	153.62	96.01	97.48	-3.1	1.6	-1.5	520	17	58,806	2,643
Country 4	43.6	37.5	610.36	620.52	266.24	232.94	16.2	-1.6	14.3	HRK	6.75584	61.7	65.8	1071.53	1067.03	660.88	701.96	-6.2	0.4	-5.9	384	13	48,643	3,156
Country 5	72.8	71.9	1913.54	1896.84	1393.61	1364.63	1.2	0.9	2.1	CZK	23.20542	75.5	74.3	2186.25	2145.86	1649.69	1594.46	1.6	1.9	3.5	1,012	140	62,660	20,205
Country 6	70.6	61.8	85.13	76.81	60.09	47.48	14.2	10.8	26.5	EUR	0.90824	72.3	71.0	91.83	83.94	66.37	59.56	1.9	9.4	11.4	151	11	12,025	2,468
Country 7	68.3	66.9	118.32	106.86	80.78	71.49	2.1	10.7	13.0	EUR	0.90824	63.8	65.4	110.26	103.28	70.31	67.57	-2.5	6.8	4.1	582	100	49,274	17,673
Country 8	67.1	66.2	118.15	114.90	79.34	76.11	1.4	2.8	4.2	EUR	0.90824	69.6	69.5	127.98	125.02	89.06	86.90	0.1	2.4	2.5	8,968	1,801	542,522	151,348
Country 9	75.4	73.6	106.43	102.73	80.23	75.60	2.4	3.6	6.1	EUR	0.90824	72.5	72.2	104.02	103.27	75.40	74.55	0.4	0.7	1.1	10,458	1,702	678,475	279,076
Country 10	62.3	59.8	103.64	111.40	64.53	66.64	4.1	-7.0	-3.2	EUR	0.90824	70.6	72.0	145.92	134.44	102.95	96.79	-2.0	8.5	6.4	1,752	96	153,970	14,260
Country 11	77.8	75.7	26143.95	24332.69	20337.17	18407.98	2.8	7.4	10.5	HUF	304.17578	78.4	79.1	28862.86	27055.74	22631.21	21401.56	-0.9	6.7	5.7	708	79	48,136	14,230
Country 12	72.5	74.0	117.47	120.93	85.20	89.51	-2.0	-2.9	-4.8	EUR	0.90824	79.5	79.9	130.96	131.61	104.16	105.22	-0.5	-0.5	-1.0	1,126	240	68,239	32,398
Country 13	78.9	75.4	760.12	738.58	599.84	557.11	4.6	2.9	7.7	ILS	3.47379	72.9	70.0	831.45	774.04	606.54	541.81	4.2	7.4	11.9	394	107	52,242	25,050
Country 14	68.5	66.8	113.41	113.08	77.64	75.51	2.5	0.3	2.8	EUR	0.90824	71.5	70.7	149.08	146.15	106.61	103.29	1.2	2.0	3.2	6,356	732	358,242	84,392
Country 15	59.9	59.5	59.07	62.23	35.41	37.01	0.8	-5.1	-4.3	EUR	0.90824	68.5	70.2	72.89	72.66	49.95	51.00	-2.4	0.3	-2.1	135	30	9,891	4,025
Country 16	57.8	57.1	58.94	58.35	34.10	33.33	1.3	1.0	2.3	EUR	0.90824	65.4	66.6	62.08	63.70	40.61	42.43	-1.8	-2.5	-4.3	148	32	9,336	4,012
Country 17	75.8	75.2	107.39	111.66	81.37	84.00	0.7	-3.8	-3.1	EUR	0.90824	78.0	78.3	142.93	143.01	111.47	112.01	-0.4	-0.1	-0.5	147	16	19,234	4,203
Country 18	75.1	72.6	118.62	116.99	89.07	84.90	3.5	1.4	4.9	EUR	0.90824	76.8	76.3	123.71	124.23	94.97	94.80	0.6	-0.4	0.2	2,104	417	128,517	63,034
Country 19	71.0	71.4	281.37	273.68	199.89	195.44	-0.5	2.8	2.3	PLN	3.92226	71.2	71.5	296.20	289.10	210.75	206.79	-0.5	2.5	1.9	1,060	252	85,638	38,610
Country 20	61.0	57.8	95.34	88.24	58.14	50.96	5.6	8.1	14.1	EUR	0.90824	70.4	70.6	116.61	112.42	82.14	79.43	-0.3	3.7	3.4	1,481	189	122,518	26,266
Country 21	68.8	72.0	359.63	333.80	247.59	240.34	-4.4	7.7	3.0	RON	4.34674	69.7	69.1	358.48	317.44	250.02	219.35	0.9	12.9	14.0	383	69	29,830	9,801
Country 22	63.4	60.0	4889.30	4824.15	3101.42	2896.35	5.7	1.4	7.1	RUB	64.19477	66.8	63.6	5483.87	6550.25	3660.78	4166.02	5.0	-16.3	-12.1	1,804	257	181,062	56,928
Country 23	69.7	64.4	77.61	68.04	54.11	43.82	8.3	14.1	23.5	EUR	0.90824	66.8	65.5	82.05	68.44	54.82	44.80	2.1	19.9	22.4	330	30	18,952	3,402
Country 24	71.7	72.1	104.72	100.67	75.08	72.56	-0.5	4.0	3.5	EUR	0.90824	75.9	75.2	118.92	113.30	90.28	85.24	0.9	5.0	5.9	6,007	815	617,738	130,368
Country 25	63.4	62.9	186.96	185.87	118.55	116.85	0.9	0.6	1.5	CHF	0.99954	68.2	68.1	214.41	213.50	146.29	145.34	0.2	0.4	0.6	2,427	371	107,847	38,303
Country 26	64.9	63.4	421.38	368.89	273.67	233.86	2.4	14.2	17.0	TRY	5.7528	68.2	66.5	497.95	412.59	339.56	274.48	2.5	20.7	23.7	1,809	340	282,946	57,819
Country 27	78.1	77.8	94.66	94.58	73.91	73.62	0.3	0.1	0.4	GBP	0.77427	78.2	78.5	94.70	93.93	74.07	73.70	-0.3	0.8	0.5	14,813	3,881	676,806	414,909

The STR Hotel Review Report is a publication of STR, Inc. and STR Global, Ltd., and is intended solely for use by paid subscribers. Reproduction or distribution of the STR Hotel Review Report, in whole or part, without written permission is prohibited and subject to legal action. If you have received this report and are NOT a subscriber to the STR Hotel Review Report, please contact us immediately. Source: 2019 STR, Inc. / STR Global, Ltd. trading as 'STR'.

# Country Performance (Data in Currency 1) - Sample

For the Month of: Month Year

	Month Year vs Month Year-1									Year to Date - Month Year vs Month Year-1									Participation									
	Occ (%)			ADR			RevPAR			Percent Change from Month Year-1			Occ (%)			ADR			RevPAR			Percent Change from YTD Year-1			Properties		Rooms	
	Year	Year-1		Year	Year-1		Year	Year-1		Occ	ADR	RevPAR	Year	Year-1		Year	Year-1		Year	Year-1		Occ	ADR	RevPAR	Census	Sample	Census	Sample
<b>Continent 1</b>	72.2	71.2		107.76	104.31		77.83	74.25		1.5	3.3	4.8	73.2	72.9		113.78	111.56		83.26	81.31		0.4	2.0	2.4	72,700	12,788	5,010,670	1,681,771
<b>Countries</b>																												
Country 1	74.9	78.3		100.87	98.12		75.55	76.87		-4.4	2.8	-1.7	76.1	75.4		108.53	101.68		82.58	76.63		1.0	6.7	7.8	2,038	210	117,266	33,709
Country 2	76.8	78.5		117.71	115.31		90.40	90.49		-2.1	2.1	-0.1	74.3	74.1		111.71	106.58		83.03	78.99		0.3	4.8	5.1	986	176	55,841	24,453
Country 3	63.3	59.0		80.58	79.83		51.03	47.09		7.4	0.9	8.4	61.5	63.5		79.79	78.54		49.09	49.84		-3.1	1.6	-1.5	520	17	58,806	2,643
Country 4	43.6	37.5		82.06	83.67		35.79	31.41		16.2	-1.9	14.0	61.7	65.8		144.62	143.88		89.20	94.66		-6.2	0.5	-5.8	384	13	48,643	3,156
Country 5	72.8	71.9		74.89	73.08		54.54	52.58		1.2	2.5	3.7	75.5	74.3		85.08	83.46		64.20	62.02		1.6	1.9	3.5	1,012	140	62,660	20,205
Country 6	70.6	61.8		85.13	76.81		60.09	47.48		14.2	10.8	26.5	72.3	71.0		91.83	83.94		66.37	59.56		1.9	9.4	11.4	151	11	12,025	2,468
Country 7	68.3	66.9		118.32	106.86		80.78	71.49		2.1	10.7	13.0	63.8	65.4		110.26	103.28		70.31	67.57		-2.5	6.8	4.1	582	100	49,274	17,673
Country 8	67.1	66.2		118.15	114.90		79.34	76.11		1.4	2.8	4.2	69.6	69.5		127.98	125.02		89.06	86.90		0.1	2.4	2.5	8,968	1,801	542,522	151,348
Country 9	75.4	73.6		106.43	102.73		80.23	75.60		2.4	3.6	6.1	72.5	72.2		104.02	103.27		75.40	74.55		0.4	0.7	1.1	10,458	1,702	678,475	279,076
Country 10	62.3	59.8		103.64	111.40		64.53	66.64		4.1	-7.0	-3.2	70.6	72.0		145.92	134.44		102.95	96.79		-2.0	8.5	6.4	1,752	96	153,970	14,260
Country 11	77.8	75.7		78.06	75.20		60.72	56.89		2.8	3.8	6.7	78.4	79.1		88.26	84.25		69.20	66.65		-0.9	4.8	3.8	708	79	48,136	14,230
Country 12	72.5	74.0		117.47	120.93		85.20	89.51		-2.0	-2.9	-4.8	79.5	79.9		130.96	131.61		104.16	105.22		-0.5	-0.5	-1.0	1,126	240	68,239	32,398
Country 13	78.9	75.4		198.74	174.69		156.83	131.77		4.6	13.8	19.0	72.9	70.0		209.28	182.22		152.67	127.55		4.2	14.8	19.7	394	107	52,242	25,050
Country 14	68.5	66.8		113.41	113.08		77.64	75.51		2.5	0.3	2.8	71.5	70.7		149.08	146.15		106.61	103.29		1.2	2.0	3.2	6,356	732	358,242	84,392
Country 15	59.9	59.5		59.07	62.23		35.41	37.01		0.8	-5.1	-4.3	68.5	70.2		72.89	72.66		49.95	51.00		-2.4	0.3	-2.1	135	30	9,891	4,025
Country 16	57.8	57.1		58.94	58.35		34.10	33.33		1.3	1.0	2.3	65.4	66.6		62.08	63.70		40.61	42.43		-1.8	-2.5	-4.3	148	32	9,336	4,012
Country 16	75.8	75.2		107.39	111.66		81.37	84.00		0.7	-3.8	-3.1	78.0	78.3		142.93	143.01		111.47	112.01		-0.4	-0.1	-0.5	147	16	19,234	4,203
Country 17	75.1	72.6		118.62	116.99		89.07	84.90		3.5	1.4	4.9	76.8	76.3		123.71	124.23		94.97	94.80		0.6	-0.4	0.2	2,104	417	128,517	63,034
Country 18	71.0	71.4		65.15	63.82		46.29	45.58		-0.5	2.1	1.6	71.2	71.5		68.76	67.65		48.92	48.39		-0.5	1.6	1.1	1,060	252	85,638	38,610
Country 19	61.0	57.8		95.34	88.24		58.14	50.96		5.6	8.1	14.1	70.4	70.6		116.61	112.42		82.14	79.43		-0.3	3.7	3.4	1,481	189	122,518	26,266
Country 20	68.8	72.0		75.14	71.72		51.73	51.64		-4.4	4.8	0.2	69.7	69.1		75.44	68.23		52.62	47.15		0.9	10.6	11.6	383	69	29,830	9,801
Country 21	63.4	60.0		69.17	63.72		43.88	38.25		5.7	8.6	14.7	66.8	63.6		75.94	88.97		50.69	56.58		5.0	-14.6	-10.4	1,804	257	181,062	56,928
Country 22	69.7	64.4		77.61	68.04		54.11	43.82		8.3	14.1	23.5	66.8	65.5		82.05	68.44		54.82	44.80		2.1	19.9	22.4	330	30	18,952	3,402
Country 23	71.7	72.1		104.72	100.67		75.08	72.56		-0.5	4.0	3.5	75.9	75.2		118.92	113.30		90.28	85.24		0.9	5.0	5.9	6,007	815	617,738	130,368
Country 24	63.4	62.9		169.88	164.20		107.72	103.23		0.9	3.5	4.4	68.2	68.1		192.84	185.09		131.57	126.01		0.2	4.2	4.4	2,427	371	107,847	38,303
Country 25	64.9	63.4		66.53	62.56		43.21	39.66		2.4	6.3	8.9	68.2	66.5		78.29	70.74		53.39	47.06		2.5	10.7	13.5	1,809	340	282,946	57,819
Country 26	78.1	77.8		111.04	106.37		86.70	82.80		0.3	4.4	4.7	78.2	78.5		107.60	106.03		84.17	83.20		-0.3	1.5	1.2	14,813	3,881	676,806	414,909

The STR Hotel Review Report is a publication of STR, Inc. and STR Global, Ltd., and is intended solely for use by paid subscribers. Reproduction or distribution of the STR Hotel Review Report, in whole or part, without written permission is prohibited and subject to legal action. If you have received this report and are NOT a subscriber to the STR Hotel Review Report, please contact us immediately. Source: 2019 STR, Inc. / STR Global, Ltd. trading as "STR".

# Country Performance (Data in Currency 2) - Sample

For the Month of: Month Year

	Month Year vs Month Year-1									Year to Date - Month Year vs Month Year-1									Participation			
	Occ (%)		ADR		RevPAR		Percent Change from Month Year-1			Occ (%)		ADR		RevPAR		Percent Change from YTD Year-1			Properties		Rooms	
	Year	Year-1	Year	Year-1	Year	Year-1	Occ	ADR	RevPAR	Year	Year-1	Year	Year-1	Year	Year-1	Occ	ADR	RevPAR	Occ	Sample	Census	Sample
<b>Continent 1</b>	72.2	71.2	107.76	104.31	77.83	74.25	1.5	3.3	4.8	73.2	72.9	113.78	111.56	83.26	81.31	0.4	2.0	2.4	72,700	12,788	5,010,670	1,681,771
<b>Countries</b>																						
Country 1	74.9	78.3	100.87	98.12	75.55	76.87	-4.4	2.8	-1.7	76.1	75.4	108.53	101.68	82.58	76.63	1.0	6.7	7.8	2,038	210	117,266	33,709
Country 2	76.8	78.5	117.71	115.31	90.40	90.49	-2.1	2.1	-0.1	74.3	74.1	111.71	106.58	83.03	78.99	0.3	4.8	5.1	986	176	55,841	24,453
Country 3	63.3	59.0	80.58	79.83	51.03	47.09	7.4	0.9	8.4	61.5	63.5	79.79	78.54	49.09	49.84	-3.1	1.6	-1.5	520	17	58,806	2,643
Country 4	43.6	37.5	82.06	83.67	35.79	31.41	16.2	-1.9	14.0	61.7	65.8	144.62	143.88	89.20	94.66	-6.2	0.5	-5.8	384	13	48,643	3,156
Country 5	72.8	71.9	74.89	73.08	54.54	52.58	1.2	2.5	3.7	75.5	74.3	85.08	83.46	64.20	62.02	1.6	1.9	3.5	1,012	140	62,660	20,205
Country 6	70.6	61.8	85.13	76.81	60.09	47.48	14.2	10.8	26.5	72.3	71.0	91.83	83.94	66.37	59.56	1.9	9.4	11.4	151	11	12,025	2,468
Country 7	68.3	66.9	118.32	106.86	80.78	71.49	2.1	10.7	13.0	63.8	65.4	110.26	103.28	70.31	67.57	-2.5	6.8	4.1	582	100	49,274	17,673
Country 8	67.1	66.2	118.15	114.90	79.34	76.11	1.4	2.8	4.2	69.6	69.5	127.98	125.02	89.06	86.90	0.1	2.4	2.5	8,968	1,801	542,522	151,348
Country 9	75.4	73.6	106.43	102.73	80.23	75.60	2.4	3.6	6.1	72.5	72.2	104.02	103.27	75.40	74.55	0.4	0.7	1.1	10,458	1,702	678,475	279,076
Country 10	62.3	59.8	103.64	111.40	64.53	66.64	4.1	-7.0	-3.2	70.6	72.0	145.92	134.44	102.95	96.79	-2.0	8.5	6.4	1,752	96	153,970	14,260
Country 11	77.8	75.7	78.06	75.20	60.72	56.89	2.8	3.8	6.7	78.4	79.1	88.26	84.25	69.20	66.65	-0.9	4.8	3.8	708	79	48,136	14,230
Country 12	72.5	74.0	117.47	120.93	85.20	89.51	-2.0	-2.9	-4.8	79.5	79.9	130.96	131.61	104.16	105.22	-0.5	-0.5	-1.0	1,126	240	68,239	32,398
Country 13	78.9	75.4	198.74	174.69	156.83	131.77	4.6	13.8	19.0	72.9	70.0	209.28	182.22	152.67	127.55	4.2	14.8	19.7	394	107	52,242	25,050
Country 14	68.5	66.8	113.41	113.08	77.64	75.51	2.5	0.3	2.8	71.5	70.7	149.08	146.15	106.61	103.29	1.2	2.0	3.2	6,356	732	358,242	84,392
Country 15	59.9	59.5	59.07	62.23	35.41	37.01	0.8	-5.1	-4.3	68.5	70.2	72.89	72.66	49.95	51.00	-2.4	0.3	-2.1	135	30	9,891	4,025
Country 16	57.8	57.1	58.94	58.35	34.10	33.33	1.3	1.0	2.3	65.4	66.6	62.08	63.70	40.61	42.43	-1.8	-2.5	-4.3	148	32	9,336	4,012
Country 16	75.8	75.2	107.39	111.66	81.37	84.00	0.7	-3.8	-3.1	78.0	78.3	142.93	143.01	111.47	112.01	-0.4	-0.1	-0.5	147	16	19,234	4,203
Country 17	75.1	72.6	118.62	116.99	89.07	84.90	3.5	1.4	4.9	76.8	76.3	123.71	124.23	94.97	94.80	0.6	-0.4	0.2	2,104	417	128,517	63,034
Country 18	71.0	71.4	65.15	63.82	46.29	45.58	-0.5	2.1	1.6	71.2	71.5	68.76	67.65	48.92	48.39	-0.5	1.6	1.1	1,060	252	85,638	38,610
Country 19	61.0	57.8	95.34	88.24	58.14	50.96	5.6	8.1	14.1	70.4	70.6	116.61	112.42	82.14	79.43	-0.3	3.7	3.4	1,481	189	122,518	26,266
Country 20	68.8	72.0	75.14	71.72	51.73	51.64	-4.4	4.8	0.2	69.7	69.1	75.44	68.23	52.62	47.15	0.9	10.6	11.6	383	69	29,830	9,801
Country 21	63.4	60.0	69.17	63.72	43.88	38.25	5.7	8.6	14.7	66.8	63.6	75.94	68.97	50.69	56.58	5.0	-14.6	-10.4	1,804	257	181,062	56,928
Country 22	69.7	64.4	77.61	68.04	54.11	43.82	8.3	14.1	23.5	66.8	65.5	82.05	68.44	54.82	44.80	2.1	19.9	22.4	330	30	18,952	3,402
Country 23	71.7	72.1	104.72	100.67	75.08	72.56	-0.5	4.0	3.5	75.9	75.2	118.92	113.30	90.28	85.24	0.9	5.0	5.9	6,007	815	617,738	130,368
Country 24	63.4	62.9	169.88	164.20	107.72	103.23	0.9	3.5	4.4	68.2	68.1	192.84	185.09	131.57	126.01	0.2	4.2	4.4	2,427	371	107,847	38,303
Country 25	64.9	63.4	66.53	62.56	43.21	39.66	2.4	6.3	8.9	68.2	66.5	78.29	70.74	53.39	47.06	2.5	10.7	13.5	1,809	340	282,946	57,819
Country 26	78.1	77.8	111.04	106.37	86.70	82.80	0.3	4.4	4.7	78.2	78.5	107.60	106.03	84.17	83.20	-0.3	1.5	1.2	14,813	3,881	676,806	414,909

The STR Hotel Review Report is a publication of STR, Inc. and STR Global, Ltd., and is intended solely for use by paid subscribers. Reproduction or distribution of the STR Hotel Review Report, in whole or part, without written permission is prohibited and subject to legal action. If you have received this report and are NOT a subscriber to the STR Hotel Review Report, please contact us immediately. Source: 2019 STR, Inc. / STR Global, Ltd. trading as "STR".

# Country Performance (Data in Currency 3) - Sample

For the Month of: Month Year

	Month Year vs Month Year-1									Year to Date - Month Year vs Month Year-1									Participation			
	Occ (%)		ADR		RevPAR		Percent Change from Month Year-1			Occ (%)		ADR		RevPAR		Percent Change from YTD Year-1			Properties		Rooms	
	Year	Year-1	Year	Year-1	Year	Year-1	Occ	ADR	RevPAR	Year	Year-1	Year	Year-1	Year	Year-1	Occ	ADR	RevPAR	Occ	Sample	Census	Sample
<b>Continent 1</b>	72.2	71.2	107.76	104.31	77.83	74.25	1.5	3.3	4.8	73.2	72.9	113.78	111.56	83.26	81.31	0.4	2.0	2.4	72,700	12,788	5,010,670	1,681,771
<b>Countries</b>																						
Country 1	74.9	78.3	100.87	98.12	75.55	76.87	-4.4	2.8	-1.7	76.1	75.4	108.53	101.68	82.58	76.63	1.0	6.7	7.8	2,038	210	117,266	33,709
Country 2	76.8	78.5	117.71	115.31	90.40	90.49	-2.1	2.1	-0.1	74.3	74.1	111.71	106.58	83.03	78.99	0.3	4.8	5.1	986	176	55,841	24,453
Country 3	63.3	59.0	80.58	79.83	51.03	47.09	7.4	0.9	8.4	61.5	63.5	79.79	78.54	49.09	49.84	-3.1	1.6	-1.5	520	17	58,806	2,643
Country 4	43.6	37.5	82.06	83.67	35.79	31.41	16.2	-1.9	14.0	61.7	65.8	144.62	143.88	89.20	94.66	-6.2	0.5	-5.8	384	13	48,643	3,156
Country 5	72.8	71.9	74.89	73.08	54.54	52.58	1.2	2.5	3.7	75.5	74.3	85.08	83.46	64.20	62.02	1.6	1.9	3.5	1,012	140	62,660	20,205
Country 6	70.6	61.8	85.13	76.81	60.09	47.48	14.2	10.8	26.5	72.3	71.0	91.83	83.94	66.37	59.56	1.9	9.4	11.4	151	11	12,025	2,468
Country 7	68.3	66.9	118.32	106.86	80.78	71.49	2.1	10.7	13.0	63.8	65.4	110.26	103.28	70.31	67.57	-2.5	6.8	4.1	582	100	49,274	17,673
Country 8	67.1	66.2	118.15	114.90	79.34	76.11	1.4	2.8	4.2	69.6	69.5	127.98	125.02	89.06	86.90	0.1	2.4	2.5	8,968	1,801	542,522	151,348
Country 9	75.4	73.6	106.43	102.73	80.23	75.60	2.4	3.6	6.1	72.5	72.2	104.02	103.27	75.40	74.55	0.4	0.7	1.1	10,458	1,702	678,475	279,076
Country 10	62.3	59.8	103.64	111.40	64.53	66.64	4.1	-7.0	-3.2	70.6	72.0	145.92	134.44	102.95	96.79	-2.0	8.5	6.4	1,752	96	153,970	14,260
Country 11	77.8	75.7	78.06	75.20	60.72	56.89	2.8	3.8	6.7	78.4	79.1	88.26	84.25	69.20	66.65	-0.9	4.8	3.8	708	79	48,136	14,230
Country 12	72.5	74.0	117.47	120.93	85.20	89.51	-2.0	-2.9	-4.8	79.5	79.9	130.96	131.61	104.16	105.22	-0.5	-0.5	-1.0	1,126	240	68,239	32,398
Country 13	78.9	75.4	198.74	174.69	156.83	131.77	4.6	13.8	19.0	72.9	70.0	209.28	182.22	152.67	127.55	4.2	14.8	19.7	394	107	52,242	25,050
Country 14	68.5	66.8	113.41	113.08	77.64	75.51	2.5	0.3	2.8	71.5	70.7	149.08	146.15	106.61	103.29	1.2	2.0	3.2	6,356	732	358,242	84,392
Country 15	59.9	59.5	59.07	62.23	35.41	37.01	0.8	-5.1	-4.3	68.5	70.2	72.89	72.66	49.95	51.00	-2.4	0.3	-2.1	135	30	9,891	4,025
Country 16	57.8	57.1	58.94	58.35	34.10	33.33	1.3	1.0	2.3	65.4	66.6	62.08	63.70	40.61	42.43	-1.8	-2.5	-4.3	148	32	9,336	4,012
Country 16	75.8	75.2	107.39	111.66	81.37	84.00	0.7	-3.8	-3.1	78.0	78.3	142.93	143.01	111.47	112.01	-0.4	-0.1	-0.5	147	16	19,234	4,203
Country 17	75.1	72.6	118.62	116.99	89.07	84.90	3.5	1.4	4.9	76.8	76.3	123.71	124.23	94.97	94.80	0.6	-0.4	0.2	2,104	417	128,517	63,034
Country 18	71.0	71.4	65.15	63.82	46.29	45.58	-0.5	2.1	1.6	71.2	71.5	68.76	67.65	48.92	48.39	-0.5	1.6	1.1	1,060	252	85,638	38,610
Country 19	61.0	57.8	95.34	88.24	58.14	50.96	5.6	8.1	14.1	70.4	70.6	116.61	112.42	82.14	79.43	-0.3	3.7	3.4	1,481	189	122,518	26,266
Country 20	68.8	72.0	75.14	71.72	51.73	51.64	-4.4	4.8	0.2	69.7	69.1	75.44	68.23	52.62	47.15	0.9	10.6	11.6	383	69	29,830	9,801
Country 21	63.4	60.0	69.17	63.72	43.88	38.25	5.7	8.6	14.7	66.8	63.6	75.94	68.97	50.69	56.58	5.0	-14.6	-10.4	1,804	257	181,062	56,928
Country 22	69.7	64.4	77.61	68.04	54.11	43.82	8.3	14.1	23.5	66.8	65.5	82.05	68.44	54.82	44.80	2.1	19.9	22.4	330	30	18,952	3,402
Country 23	71.7	72.1	104.72	100.67	75.08	72.56	-0.5	4.0	3.5	75.9	75.2	118.92	113.30	90.28	85.24	0.9	5.0	5.9	6,007	815	617,738	130,368
Country 24	63.4	62.9	169.88	164.20	107.72	103.23	0.9	3.5	4.4	68.2	68.1	192.84	185.09	131.57	126.01	0.2	4.2	4.4	2,427	371	107,847	38,303
Country 25	64.9	63.4	66.53	62.56	43.21	39.66	2.4	6.3	8.9	68.2	66.5	78.29	70.74	53.39	47.06	2.5	10.7	13.5	1,809	340	282,946	57,819
Country 26	78.1	77.8	111.04	106.37	86.70	82.80	0.3	4.4	4.7	78.2	78.5	107.60	106.03	84.17	83.20	-0.3	1.5	1.2	14,813	3,881	676,806	414,909

The STR Hotel Review Report is a publication of STR, Inc. and STR Global, Ltd., and is intended solely for use by paid subscribers. Reproduction or distribution of the STR Hotel Review Report, in whole or part, without written permission is prohibited and subject to legal action. If you have received this report and are NOT a subscriber to the STR Hotel Review Report, please contact us immediately. Source: 2019 STR, Inc. / STR Global, Ltd. trading as "STR".



# Market Performance (Data in Local Currency) - Sample

For the Month of: Month Year

Markets	Month Year vs Month Year-1									Month Year		Year to Date - Month Year vs Month Year-1									Participation			
	Occ (%)		ADR		RevPAR		Percent Change from Month Year-1			Currency ISO Code	Exchange Rate to USD	Occ (%)		ADR		RevPAR		Percent Change from YTD Year-1			Properties		Rooms	
	Year	Year-1	Year	Year-1	Year	Year-1	Occ	ADR	RevPAR			Year	Year-1	Year	Year-1	Year	Year-1	Occ	ADR	RevPAR	Occ	Sample	Census	Sample
Market 1	80.4	77.7	140.57	140.38	113.07	109.05	3.5	0.1	3.7	EUR	0.90824	82.7	82.5	149.67	152.52	123.75	125.80	0.2	-1.9	-1.6	415	166	43,220	32,002
Market 2	63.5	61.8	112.87	128.28	71.72	79.33	2.8	-12.0	-9.6	EUR	0.90824	73.6	75.2	139.62	127.00	102.77	95.56	-2.2	9.9	7.5	237	56	20,317	9,041
Market 3	54.9	45.2	167.04	178.13	91.71	80.57	21.4	-6.2	13.8	AZN	1.7	63.3	61.9	186.83	191.37	118.18	118.40	2.2	-2.4	-0.2	63	15	5,979	3,472
Market 4	73.0	73.3	123.22	120.06	89.95	87.99	-0.4	2.6	2.2	EUR	0.90824	80.8	78.1	148.10	137.34	119.64	107.26	3.4	7.8	11.5	795	182	72,526	25,898
Market 5	72.2	60.3	9715.53	9928.08	7011.97	5985.37	19.7	-2.1	17.2	RSD	106.79608	66.5	62.2	9781.44	9993.37	6504.08	6212.48	7.0	-2.1	4.7	120	16	7,666	2,444
Market 6	81.6	80.7	97.15	95.20	79.31	76.85	1.1	2.1	3.2	EUR	0.90824	80.1	78.8	99.90	99.92	80.03	78.77	1.6	-0.0	1.6	682	262	73,565	51,097
Market 7	71.5	65.1	76.01	67.58	54.38	43.99	9.9	12.5	23.6	EUR	0.90824	67.9	66.6	81.23	67.62	55.17	45.05	1.9	20.1	22.5	70	24	5,109	2,832
Market 8	78.7	80.7	128.45	127.18	101.14	102.63	-2.4	1.0	-1.5	EUR	0.90824	74.3	73.4	121.21	115.16	90.05	84.48	1.3	5.3	6.6	247	90	22,766	15,168
Market 9	74.4	79.1	411.83	388.78	306.57	307.38	-5.8	5.9	-0.3	RON	4.34674	74.6	74.6	412.74	365.38	307.91	272.65	-0.0	13.0	12.9	105	33	10,268	5,961
Market 10	78.4	76.2	26940.31	25051.07	21109.50	19094.39	2.8	7.5	10.6	HUF	304.17578	78.7	79.8	29800.38	27879.08	23461.30	22240.43	-1.3	6.9	5.5	258	72	23,100	13,147
Market 11	77.8	78.1	962.20	965.55	748.19	753.83	-0.4	-0.3	-0.7	DKK	6.78583	78.4	80.2	1010.62	1025.94	792.29	822.95	-2.3	-1.5	-3.7	127	36	21,670	8,279
Market 12	78.3	82.6	126.74	134.67	99.25	111.24	-5.2	-5.9	-10.8	EUR	0.90824	83.9	85.1	143.48	146.14	120.38	124.42	-1.4	-1.8	-3.2	230	109	23,680	18,652
Market 13	78.5	81.2	81.14	86.04	63.70	69.86	-3.3	-5.7	-8.8	GBP	0.77427	82.3	83.1	102.91	104.36	84.67	86.74	-1.0	-1.4	-2.4	238	124	16,315	13,987
Market 14	76.5	73.0	138.25	113.70	105.69	82.95	4.8	21.6	27.4	EUR	0.90824	69.5	70.6	119.67	121.68	83.20	85.94	-1.6	-1.7	-3.2	176	88	23,447	17,696
Market 15	67.6	70.4	230.54	238.64	155.94	167.93	-3.9	-3.4	-7.1	CHF	0.99954	72.3	72.6	263.53	260.97	190.61	189.51	-0.4	1.0	0.6	106	45	9,779	6,380
Market 16	73.5	75.2	133.49	117.83	98.12	88.55	-2.2	13.3	10.8	EUR	0.90824	70.3	72.2	120.72	110.99	84.87	80.19	-2.7	8.8	5.8	94	53	14,789	10,137
Market 17	72.1	69.3	522.34	462.12	376.66	320.24	4.1	13.0	17.6	TRY	5.7528	74.8	71.7	573.73	476.94	429.30	341.92	4.4	20.3	25.6	550	171	61,360	31,785
Market 18	74.9	72.5	122.05	116.49	91.40	84.49	3.2	4.8	8.2	EUR	0.90824	78.1	79.3	127.50	123.49	99.55	97.96	-1.6	3.3	1.6	216	61	21,833	9,649
Market 19	85.9	86.1	158.67	155.53	136.33	133.92	-0.2	2.0	1.8	GBP	0.77427	83.8	83.6	154.26	148.69	129.32	124.34	0.3	3.7	4.0	1,667	715	142,821	107,246
Market 20	80.5	81.5	117.05	110.26	94.21	89.82	-1.2	6.2	4.9	EUR	0.90824	76.7	75.4	119.50	108.78	91.61	82.00	1.7	9.9	11.7	517	188	53,429	27,915
Market 21	82.8	82.9	78.88	79.46	65.29	65.90	-0.2	-0.7	-0.9	GBP	0.77427	79.1	78.5	75.49	74.50	59.73	58.47	0.8	1.3	2.1	289	160	25,361	20,285
Market 22	80.4	76.8	136.58	127.15	109.77	97.71	4.6	7.4	12.3	EUR	0.90824	74.4	72.1	150.29	142.70	111.76	102.85	3.2	5.3	8.7	422	136	34,904	19,520
Market 23	74.1	71.1	5949.58	5747.28	4407.55	4086.88	4.2	3.5	7.8	RUB	64.19477	75.4	73.5	5749.73	7523.39	4335.13	5532.56	2.5	-23.6	-21.6	318	93	50,796	23,840
Market 24	79.8	79.6	208.06	204.60	166.05	162.83	0.3	1.7	2.0	EUR	0.90824	77.6	79.6	220.25	217.21	170.93	173.01	-2.6	1.4	-1.2	1,190	354	74,690	31,400
Market 25	77.0	75.4	2058.60	2004.83	1584.30	1512.00	2.0	2.7	4.8	CZK	23.20542	79.2	78.6	2387.37	2322.92	1890.64	1824.70	0.8	2.8	3.6	520	102	36,198	15,121
Market 26	61.9	61.0	58.76	62.00	36.40	37.81	1.6	-5.2	-3.7	EUR	0.90824	69.8	71.3	70.96	70.91	49.54	50.55	-2.1	0.1	-2.0	104	28	8,010	3,782
Market 27	67.6	68.7	130.75	129.51	88.38	89.02	-1.7	1.0	-0.7	EUR	0.90824	73.4	73.7	154.74	151.87	113.51	112.00	-0.5	1.9	1.3	530	113	42,123	16,493
Market 28	59.0	55.2	4161.15	4312.91	2453.13	2379.88	6.8	-3.5	3.1	RUB	64.19477	68.4	61.7	6560.26	7070.89	4488.51	4361.70	10.9	-7.2	2.9	245	43	23,637	11,148
Market 29	65.2	61.0	167.80	163.68	109.49	99.81	7.0	2.5	9.7	BGN	1.77636	62.7	64.1	162.40	159.84	101.89	102.46	-2.1	1.6	-0.6	86	13	7,413	2,171
Market 30	70.6	61.8	85.13	76.81	60.09	47.48	14.2	10.8	26.5	EUR	0.90824	72.2	70.9	91.80	83.92	66.32	59.52	1.9	9.4	11.4	74	11	7,371	2,468
Market 31	80.2	77.2	965.79	915.83	774.42	706.68	3.9	5.5	9.6	ILS	3.47379	76.2	76.0	965.17	930.90	735.11	707.89	0.2	3.7	3.8	71	23	8,365	5,253
Market 32	78.0	82.7	102.46	99.72	79.93	82.44	-5.6	2.7	-3.1	EUR	0.90824	77.9	77.0	107.00	99.45	83.38	76.57	1.2	7.6	8.9	378	135	35,834	24,458
Market 33	59.1	56.7	61.13	61.80	36.12	35.04	4.2	-1.1	3.1	EUR	0.90824	65.1	66.9	64.61	67.89	42.04	45.39	-2.7	-4.8	-7.4	64	26	5,187	3,267
Market 34	78.2	80.1	329.25	325.95	257.38	261.06	-2.4	1.0	-1.4	PLN	3.92226	73.6	76.1	321.86	319.98	237.00	243.37	-3.2	0.6	-2.6	112	63	17,581	14,020
Market 35	72.8	69.8	213.80	212.38	155.75	148.31	4.3	0.7	5.0	CHF	0.99954	75.8	75.7	228.25	228.59	173.02	173.09	0.1	-0.1	-0.0	119	66	9,578	7,535

The STR Hotel Review Report is a publication of STR, Inc. and STR Global, Ltd., and is intended solely for use by paid subscribers. Reproduction or distribution of the STR Hotel Review Report, in whole or part, without written permission is prohibited and subject to legal action. If you have received this report and are NOT a subscriber to the STR Hotel Review Report, please contact us immediately. Source: 2019 STR, Inc. / STR Global, Ltd. trading as "STR".

# Market Performance (Data in Currency 1) - Sample

For the Month of: Month Year

	Month Year vs Month Year-1									Year to Date - Month Year vs Month Year-1									Participation			
	Occ (%)		ADR		RevPAR		Percent Change from Month Year-1			Occ (%)		ADR		RevPAR		Percent Change from YTD Year			Properties		Rooms	
	Year	Year-1	Year	Year-1	Year	Year-1	Occ	ADR	RevPAR	Year	Year-1	Year	Year-1	Year	Year-1	Occ	ADR	RevPAR	Occ	Sample	Census	Sample
<b>Continent 1</b>	72.2	71.2	107.76	104.31	77.83	74.25	1.5	3.3	4.8	73.2	72.9	113.78	111.56	83.26	81.31	0.4	2.0	2.4	72,700	12,788	5,010,670	1,681,771
<b>Markets</b>																						
Market 1	80.4	77.7	140.57	140.38	113.07	109.05	3.5	0.1	3.7	82.7	82.5	149.67	152.52	123.75	125.80	0.2	-1.9	-1.6	415	166	43,220	32,002
Market 2	63.5	61.8	112.87	128.28	71.72	79.33	2.8	-12.0	-9.6	73.6	75.2	139.62	127.00	102.77	95.56	-2.2	9.9	7.5	237	56	20,317	9,041
Market 3	54.9	45.2	89.24	92.01	49.00	41.62	21.4	-3.0	17.7	63.3	61.9	98.45	95.18	62.27	58.88	2.2	3.4	5.8	63	15	5,979	3,472
Market 4	73.0	73.3	123.22	120.06	89.95	87.99	-0.4	2.6	2.2	80.8	78.1	148.10	137.34	119.64	107.26	3.4	7.8	11.5	795	182	72,526	25,898
Market 5	72.2	60.3	82.63	83.91	59.63	50.59	19.7	-1.5	17.9	66.5	62.2	83.04	84.52	55.22	52.54	7.0	-1.8	5.1	120	16	7,666	2,444
Market 6	81.6	80.7	97.15	95.20	79.31	76.85	1.1	2.1	3.2	80.1	78.8	99.90	99.92	80.03	78.77	1.6	-0.0	1.6	682	262	73,565	51,097
Market 7	71.5	65.1	76.01	67.58	54.38	43.99	9.9	12.5	23.6	67.9	66.6	81.23	67.62	55.17	45.05	1.9	20.1	22.5	70	24	5,109	2,832
Market 8	78.7	80.7	128.45	127.18	101.14	102.63	-2.4	1.0	-1.5	74.3	73.4	121.21	115.16	90.05	84.48	1.3	5.3	6.6	247	90	22,766	15,168
Market 9	74.4	79.1	86.05	83.53	64.06	66.04	-5.8	3.0	-3.0	74.6	74.6	86.85	78.52	64.79	58.59	-0.0	10.6	10.6	105	33	10,268	5,961
Market 10	78.4	76.2	80.44	77.42	63.03	59.01	2.8	3.9	6.8	78.7	79.8	91.13	86.83	71.74	69.27	-1.3	4.9	3.6	258	72	23,100	13,147
Market 11	77.8	78.1	128.78	129.39	100.14	101.02	-0.4	-0.5	-0.9	78.4	80.2	135.37	137.66	106.13	110.42	-2.3	-1.7	-3.9	127	36	21,670	8,279
Market 12	78.3	82.6	126.74	134.67	99.25	111.24	-5.2	-5.9	-10.8	83.9	85.1	143.48	146.14	120.38	124.42	-1.4	-1.8	-3.2	230	109	23,680	18,652
Market 13	78.5	81.2	95.18	96.77	74.72	78.57	-3.3	-1.6	-4.9	82.3	83.1	116.43	117.68	95.79	97.81	-1.0	-1.1	-2.1	238	124	16,315	13,987
Market 14	76.5	73.0	138.25	113.70	105.69	82.95	4.8	21.6	27.4	69.5	70.6	119.67	121.68	83.20	85.94	-1.6	-1.7	-3.2	176	88	23,447	17,696
Market 15	67.6	70.4	209.49	210.82	141.70	148.35	-3.9	-0.6	-4.5	72.3	72.6	237.01	226.18	171.43	164.26	-0.4	4.8	4.4	106	45	9,779	6,380
Market 16	73.5	75.2	133.49	117.83	98.12	88.55	-2.2	13.3	10.8	70.3	72.2	120.72	110.99	84.87	80.19	-2.7	8.8	5.8	94	53	14,789	10,137
Market 17	72.1	69.3	82.47	78.38	59.47	54.31	4.1	5.2	9.5	74.8	71.7	90.20	82.14	67.49	58.88	4.4	9.8	14.6	550	171	61,360	31,785
Market 18	74.9	72.5	122.05	116.49	91.40	84.49	3.2	4.8	8.2	78.1	79.3	127.50	123.49	99.55	97.96	-1.6	3.3	1.6	216	61	21,833	9,649
Market 19	85.9	86.1	186.12	174.91	159.92	150.62	-0.2	6.4	6.2	83.8	83.6	175.33	167.84	146.99	140.35	0.3	4.5	4.7	1,667	715	142,821	107,246
Market 20	80.5	81.5	117.05	110.26	94.21	89.82	-1.2	6.2	4.9	76.7	75.4	119.50	108.78	91.61	82.00	1.7	9.9	11.7	517	188	53,429	27,915
Market 21	82.8	82.9	92.53	89.37	76.59	74.12	-0.2	3.5	3.3	79.1	78.5	85.95	84.13	67.99	66.03	0.8	2.2	3.0	289	160	25,361	20,285
Market 22	80.4	76.8	136.58	127.15	109.77	97.71	4.6	7.4	12.3	74.4	72.1	150.29	142.70	111.76	102.85	3.2	5.3	8.7	422	136	34,904	19,520
Market 23	74.1	71.1	84.18	75.91	62.36	53.98	4.2	10.9	15.5	75.4	73.5	79.60	102.28	60.02	75.21	2.5	-22.2	-20.2	318	93	50,796	23,840
Market 24	79.8	79.6	208.06	204.60	166.05	162.83	0.3	1.7	2.0	77.6	79.6	220.25	217.21	170.93	173.01	-2.6	1.4	-1.2	1,190	354	74,690	31,400
Market 25	77.0	75.4	80.57	77.25	62.01	58.26	2.0	4.3	6.4	79.2	78.6	92.91	90.34	73.58	70.97	0.8	2.8	3.7	520	102	36,198	15,121
Market 26	61.9	61.0	58.76	62.00	36.40	37.81	1.6	-5.2	-3.7	69.8	71.3	70.96	70.91	49.54	50.55	-2.1	0.1	-2.0	104	28	8,010	3,782
Market 27	67.6	68.7	130.75	129.51	88.38	89.02	-1.7	1.0	-0.7	73.4	73.7	154.74	151.87	113.51	112.00	-0.5	1.9	1.3	530	113	42,123	16,493
Market 28	59.0	55.2	58.87	56.96	34.71	31.43	6.8	3.4	10.4	68.4	61.7	91.08	95.68	62.31	59.02	10.9	-4.8	5.6	245	43	23,637	11,148
Market 29	65.2	61.0	85.79	83.69	55.98	51.03	7.0	2.5	9.7	62.7	64.1	83.04	81.72	52.10	52.38	-2.1	1.6	-0.5	86	13	7,413	2,171
Market 30	70.6	61.8	85.13	76.81	60.09	47.48	14.2	10.8	26.5	72.2	70.9	91.80	83.92	66.32	59.52	1.9	9.4	11.4	74	11	7,371	2,468
Market 31	80.2	77.2	252.51	216.61	202.48	167.14	3.9	16.6	21.1	76.2	76.0	242.73	219.15	184.87	166.65	0.2	10.8	10.9	71	23	8,365	5,253
Market 32	78.0	82.7	102.46	99.72	79.93	82.44	-5.6	2.7	-3.1	77.9	77.0	107.00	99.45	83.38	76.57	1.2	7.6	8.9	378	135	35,834	24,458
Market 33	59.1	56.7	61.13	61.80	36.12	35.04	4.2	-1.1	3.1	65.1	66.9	64.61	67.89	42.04	45.39	-2.7	-4.8	-7.4	64	26	5,187	3,267
Market 34	78.2	80.1	76.24	76.01	59.60	60.88	-2.4	0.3	-2.1	73.6	76.1	74.72	74.91	55.02	56.97	-3.2	-0.2	-3.4	112	63	17,581	14,020
Market 34	72.8	69.8	194.27	187.62	141.53	131.02	4.3	3.5	8.0	75.8	75.7	205.44	198.23	155.73	150.11	0.1	3.6	3.7	119	66	9,578	7,535

The STR Hotel Review Report is a publication of STR, Inc. and STR Global, Ltd., and is intended solely for use by paid subscribers. Reproduction or distribution of the STR Hotel Review Report, in whole or part, without written permission is prohibited and subject to legal action. If you have received this report and are NOT a subscriber to the STR Hotel Review Report, please contact us immediately. Source: 2019 STR, Inc. / STR Global, Ltd. trading as "STR".

# Market Performance (Data in Currency 2) - Sample

For the Month of: Month Year

	Month Year vs Month Year-1									Year to Date - Month Year vs Month Year-1									Participation			
	Occ (%)		ADR		RevPAR		Percent Change from Month Year-1			Occ (%)		ADR		RevPAR		Percent Change from YTD Year			Properties		Rooms	
	Year	Year-1	Year	Year-1	Year	Year-1	Occ	ADR	RevPAR	Year	Year-1	Year	Year-1	Year	Year-1	Occ	ADR	RevPAR	Occ	Sample	Census	Sample
<b>Continent 1</b>	72.2	71.2	107.76	104.31	77.83	74.25	1.5	3.3	4.8	73.2	72.9	113.78	111.56	83.26	81.31	0.4	2.0	2.4	72,700	12,788	5,010,670	1,681,771
<b>Markets</b>																						
Market 1	80.4	77.7	140.57	140.38	113.07	109.05	3.5	0.1	3.7	82.7	82.5	149.67	152.52	123.75	125.80	0.2	-1.9	-1.6	415	166	43,220	32,002
Market 2	63.5	61.8	112.87	128.28	71.72	79.33	2.8	-12.0	-9.6	73.6	75.2	139.62	127.00	102.77	95.56	-2.2	9.9	7.5	237	56	20,317	9,041
Market 3	54.9	45.2	89.24	92.01	49.00	41.62	21.4	-3.0	17.7	63.3	61.9	98.45	95.18	62.27	58.88	2.2	3.4	5.8	63	15	5,979	3,472
Market 4	73.0	73.3	123.22	120.06	89.95	87.99	-0.4	2.6	2.2	80.8	78.1	148.10	137.34	119.64	107.26	3.4	7.8	11.5	795	182	72,526	25,898
Market 5	72.2	60.3	82.63	83.91	59.63	50.59	19.7	-1.5	17.9	66.5	62.2	83.04	84.52	55.22	52.54	7.0	-1.8	5.1	120	16	7,666	2,444
Market 6	81.6	80.7	97.15	95.20	79.31	76.85	1.1	2.1	3.2	80.1	78.8	99.90	99.92	80.03	78.77	1.6	-0.0	1.6	682	262	73,565	51,097
Market 7	71.5	65.1	76.01	67.58	54.38	43.99	9.9	12.5	23.6	67.9	66.6	81.23	67.62	55.17	45.05	1.9	20.1	22.5	70	24	5,109	2,832
Market 8	78.7	80.7	128.45	127.18	101.14	102.63	-2.4	1.0	-1.5	74.3	73.4	121.21	115.16	90.05	84.48	1.3	5.3	6.6	247	90	22,766	15,168
Market 9	74.4	79.1	86.05	83.53	64.06	66.04	-5.8	3.0	-3.0	74.6	74.6	86.85	78.52	64.79	58.59	-0.0	10.6	10.6	105	33	10,268	5,961
Market 10	78.4	76.2	80.44	77.42	63.03	59.01	2.8	3.9	6.8	78.7	79.8	91.13	86.83	71.74	69.27	-1.3	4.9	3.6	258	72	23,100	13,147
Market 11	77.8	78.1	128.78	129.39	100.14	101.02	-0.4	-0.5	-0.9	78.4	80.2	135.37	137.66	106.13	110.42	-2.3	-1.7	-3.9	127	36	21,670	8,279
Market 12	78.3	82.6	126.74	134.67	99.25	111.24	-5.2	-5.9	-10.8	83.9	85.1	143.48	146.14	120.38	124.42	-1.4	-1.8	-3.2	230	109	23,680	18,652
Market 13	78.5	81.2	95.18	96.77	74.72	78.57	-3.3	-1.6	-4.9	82.3	83.1	116.43	117.68	95.79	97.81	-1.0	-1.1	-2.1	238	124	16,315	13,987
Market 14	76.5	73.0	138.25	113.70	105.69	82.95	4.8	21.6	27.4	69.5	70.6	119.67	121.68	83.20	85.94	-1.6	-1.7	-3.2	176	88	23,447	17,696
Market 15	67.6	70.4	209.49	210.82	141.70	148.35	-3.9	-0.6	-4.5	72.3	72.6	237.01	226.18	171.43	164.26	-0.4	4.8	4.4	106	45	9,779	6,380
Market 16	73.5	75.2	133.49	117.83	98.12	88.55	-2.2	13.3	10.8	70.3	72.2	120.72	110.99	84.87	80.19	-2.7	8.8	5.8	94	53	14,789	10,137
Market 17	72.1	69.3	82.47	78.38	59.47	54.31	4.1	5.2	9.5	74.8	71.7	90.20	82.14	67.49	58.88	4.4	9.8	14.6	550	171	61,360	31,785
Market 18	74.9	72.5	122.05	116.49	91.40	84.49	3.2	4.8	8.2	78.1	79.3	127.50	123.49	99.55	97.96	-1.6	3.3	1.6	216	61	21,833	9,649
Market 19	85.9	86.1	186.12	174.91	159.92	150.62	-0.2	6.4	6.2	83.8	83.6	175.33	167.84	146.99	140.35	0.3	4.5	4.7	1,667	715	142,821	107,246
Market 20	80.5	81.5	117.05	110.26	94.21	89.82	-1.2	6.2	4.9	76.7	75.4	119.50	108.78	91.61	82.00	1.7	9.9	11.7	517	188	53,429	27,915
Market 21	82.8	82.9	92.53	89.37	76.59	74.12	-0.2	3.5	3.3	79.1	78.5	85.95	84.13	67.99	66.03	0.8	2.2	3.0	289	160	25,361	20,285
Market 22	80.4	76.8	136.58	127.15	109.77	97.71	4.6	7.4	12.3	74.4	72.1	150.29	142.70	111.76	102.85	3.2	5.3	8.7	422	136	34,904	19,520
Market 23	74.1	71.1	84.18	75.91	62.36	53.98	4.2	10.9	15.5	75.4	73.5	79.60	102.28	60.02	75.21	2.5	-22.2	-20.2	318	93	50,796	23,840
Market 24	79.8	79.6	208.06	204.60	166.05	162.83	0.3	1.7	2.0	77.6	79.6	220.25	217.21	170.93	173.01	-2.6	1.4	-1.2	1,190	354	74,690	31,400
Market 25	77.0	75.4	80.57	77.25	62.01	58.26	2.0	4.3	6.4	79.2	78.6	92.91	90.34	73.58	70.97	0.8	2.8	3.7	520	102	36,198	15,121
Market 26	61.9	61.0	58.76	62.00	36.40	37.81	1.6	-5.2	-3.7	69.8	71.3	70.96	70.91	49.54	50.55	-2.1	0.1	-2.0	104	28	8,010	3,782
Market 27	67.6	68.7	130.75	129.51	88.38	89.02	-1.7	1.0	-0.7	73.4	73.7	154.74	151.87	113.51	112.00	-0.5	1.9	1.3	530	113	42,123	16,493
Market 28	59.0	55.2	58.87	56.96	34.71	31.43	6.8	3.4	10.4	68.4	61.7	91.08	95.68	62.31	59.02	10.9	-4.8	5.6	245	43	23,637	11,148
Market 29	65.2	61.0	85.79	83.69	55.98	51.03	7.0	2.5	9.7	62.7	64.1	83.04	81.72	52.10	52.38	-2.1	1.6	-0.5	86	13	7,413	2,171
Market 30	70.6	61.8	85.13	76.81	60.09	47.48	14.2	10.8	26.5	72.2	70.9	91.80	83.92	66.32	59.52	1.9	9.4	11.4	74	11	7,371	2,468
Market 31	80.2	77.2	252.51	216.61	202.48	167.14	3.9	16.6	21.1	76.2	76.0	242.73	219.15	184.87	166.65	0.2	10.8	10.9	71	23	8,365	5,253
Market 32	78.0	82.7	102.46	99.72	79.93	82.44	-5.6	2.7	-3.1	77.9	77.0	107.00	99.45	83.38	76.57	1.2	7.6	8.9	378	135	35,834	24,458
Market 33	59.1	56.7	61.13	61.80	36.12	35.04	4.2	-1.1	3.1	65.1	66.9	64.61	67.89	42.04	45.39	-2.7	-4.8	-7.4	64	26	5,187	3,267
Market 34	78.2	80.1	76.24	76.01	59.60	60.88	-2.4	0.3	-2.1	73.6	76.1	74.72	74.91	55.02	56.97	-3.2	-0.2	-3.4	112	63	17,581	14,020
Market 34	72.8	69.8	194.27	187.62	141.53	131.02	4.3	3.5	8.0	75.8	75.7	205.44	198.23	155.73	150.11	0.1	3.6	3.7	119	66	9,578	7,535

The STR Hotel Review Report is a publication of STR, Inc. and STR Global, Ltd., and is intended solely for use by paid subscribers. Reproduction or distribution of the STR Hotel Review Report, in whole or part, without written permission is prohibited and subject to legal action. If you have received this report and are NOT a subscriber to the STR Hotel Review Report, please contact us immediately. Source: 2019 STR, Inc. / STR Global, Ltd. trading as "STR".

# Market Performance (Data in Currency 3) - Sample

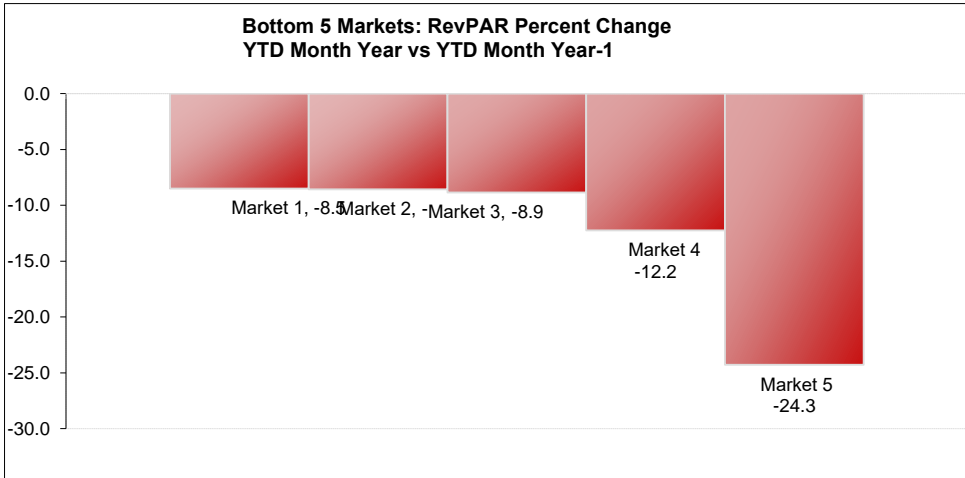
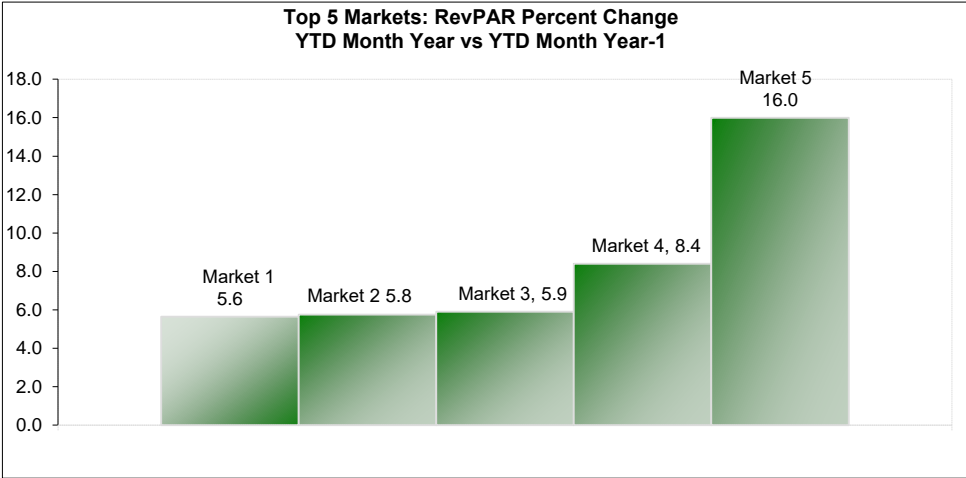
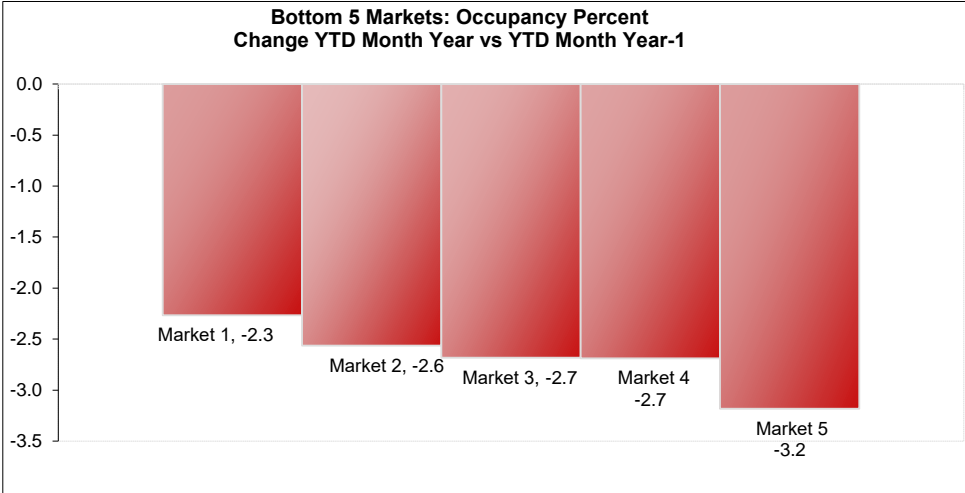
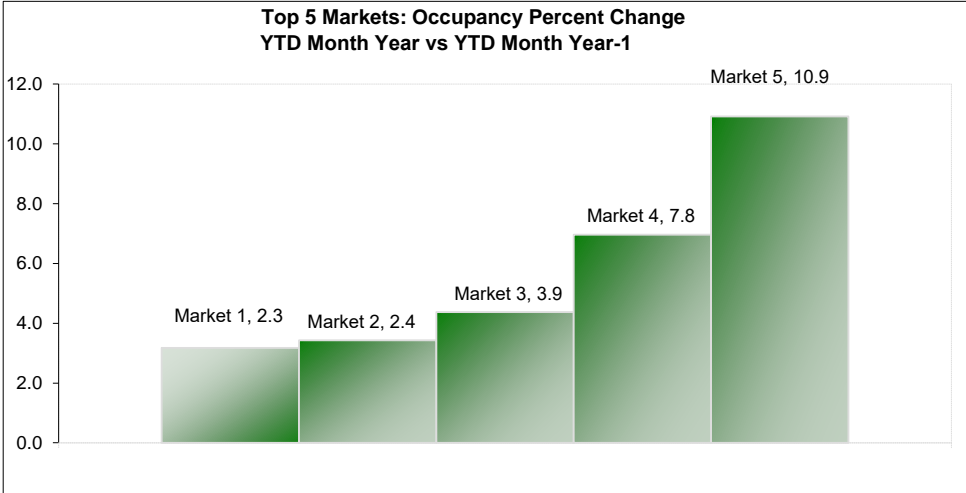
For the Month of: Month Year

	Month Year vs Month Year-1									Year to Date - Month Year vs Month Year-1									Participation				
	Occ (%)		ADR		RevPAR		Percent Change from Month Year-1			Occ (%)		ADR		RevPAR		Percent Change from YTD Year			Properties		Rooms		
	Year	Year-1	Year	Year-1	Year	Year-1	Occ	ADR	RevPAR	Year	Year-1	Year	Year-1	Year	Year-1	Occ	ADR	RevPAR	Occ	Sample	Census	Sample	
<b>Continent 1</b>	72.2	71.2	107.76	104.31	77.83	74.25	1.5	3.3	4.8	73.2	72.9	113.78	111.56	83.26	81.31	0.4	2.0	2.4	72,700	12,788	5,010,670	1,681,771	
<b>Markets</b>																							
Market 1	80.4	77.7	140.57	140.38	113.07	109.05	3.5	0.1	3.7	82.7	82.5	149.67	152.52	123.75	125.80	0.2	-1.9	-1.6	415	166	43,220	32,002	
Market 2	63.5	61.8	112.87	128.28	71.72	79.33	2.8	-12.0	-9.6	73.6	75.2	139.62	127.00	102.77	95.56	-2.2	9.9	7.5	237	56	20,317	9,041	
Market 3	54.9	45.2	89.24	92.01	49.00	41.62	21.4	-3.0	17.7	63.3	61.9	98.45	95.18	62.27	58.88	2.2	3.4	5.8	63	15	5,979	3,472	
Market 4	73.0	73.3	123.22	120.06	89.95	87.99	-0.4	2.6	2.2	80.8	78.1	148.10	137.34	119.64	107.26	3.4	7.8	11.5	795	182	72,526	25,898	
Market 5	72.2	60.3	82.63	83.91	59.63	50.59	19.7	-1.5	17.9	66.5	62.2	83.04	84.52	55.22	52.54	7.0	-1.8	5.1	120	16	7,666	2,444	
Market 6	81.6	80.7	97.15	95.20	79.31	76.85	1.1	2.1	3.2	80.1	78.8	99.90	99.92	80.03	78.77	1.6	-0.0	1.6	682	262	73,565	51,097	
Market 7	71.5	65.1	76.01	67.58	54.38	43.99	9.9	12.5	23.6	67.9	66.6	81.23	67.62	55.17	45.05	1.9	20.1	22.5	70	24	5,109	2,832	
Market 8	78.7	80.7	128.45	127.18	101.14	102.63	-2.4	1.0	-1.5	74.3	73.4	121.21	115.16	90.05	84.48	1.3	5.3	6.6	247	90	22,766	15,168	
Market 9	74.4	79.1	86.05	83.53	64.06	66.04	-5.8	3.0	-3.0	74.6	74.6	86.85	78.52	64.79	58.59	-0.0	10.6	10.6	105	33	10,268	5,961	
Market 10	78.4	76.2	80.44	77.42	63.03	59.01	2.8	3.9	6.8	78.7	79.8	91.13	86.83	71.74	69.27	-1.3	4.9	3.6	258	72	23,100	13,147	
Market 11	77.8	78.1	128.78	129.39	100.14	101.02	-0.4	-0.5	-0.9	78.4	80.2	135.37	137.66	106.13	110.42	-2.3	-1.7	-3.9	127	36	21,670	8,279	
Market 12	78.3	82.6	126.74	134.67	99.25	111.24	-5.2	-5.9	-10.8	83.9	85.1	143.48	146.14	120.38	124.42	-1.4	-1.8	-3.2	230	109	23,680	18,652	
Market 13	78.5	81.2	95.18	96.77	74.72	78.57	-3.3	-1.6	-4.9	82.3	83.1	116.43	117.68	95.79	97.81	-1.0	-1.1	-2.1	238	124	16,315	13,987	
Market 14	76.5	73.0	138.25	113.70	105.69	82.95	4.8	21.6	27.4	69.5	70.6	119.67	121.68	83.20	85.94	-1.6	-1.7	-3.2	176	88	23,447	17,696	
Market 15	67.6	70.4	209.49	210.82	141.70	148.35	-3.9	-0.6	-4.5	72.3	72.6	237.01	226.18	171.43	164.26	-0.4	4.8	4.4	106	45	9,779	6,380	
Market 16	73.5	75.2	133.49	117.83	98.12	88.55	-2.2	13.3	10.8	70.3	72.2	120.72	110.99	84.87	80.19	-2.7	8.8	5.8	94	53	14,789	10,137	
Market 17	72.1	69.3	82.47	78.38	59.47	54.31	4.1	5.2	9.5	74.8	71.7	90.20	82.14	67.49	58.88	4.4	9.8	14.6	550	171	61,360	31,785	
Market 18	74.9	72.5	122.05	116.49	91.40	84.49	3.2	4.8	8.2	78.1	79.3	127.50	123.49	99.55	97.96	-1.6	3.3	1.6	216	61	21,833	9,649	
Market 19	85.9	86.1	186.12	174.91	159.92	150.62	-0.2	6.4	6.2	83.8	83.6	175.33	167.84	146.99	140.35	0.3	4.5	4.7	1,667	715	142,821	107,246	
Market 20	80.5	81.5	117.05	110.26	94.21	89.82	-1.2	6.2	4.9	76.7	75.4	119.50	108.78	91.61	82.00	1.7	9.9	11.7	517	188	53,429	27,915	
Market 21	82.8	82.9	92.53	89.37	76.59	74.12	-0.2	3.5	3.3	79.1	78.5	85.95	84.13	67.99	66.03	0.8	2.2	3.0	289	160	25,361	20,285	
Market 22	80.4	76.8	136.58	127.15	109.77	97.71	4.6	7.4	12.3	74.4	72.1	150.29	142.70	111.76	102.85	3.2	5.3	8.7	422	136	34,904	19,520	
Market 23	74.1	71.1	84.18	75.91	62.36	53.98	4.2	10.9	15.5	75.4	73.5	79.60	102.28	60.02	75.21	2.5	-22.2	-20.2	318	93	50,796	23,840	
Market 24	79.8	79.6	208.06	204.60	166.05	162.83	0.3	1.7	2.0	77.6	79.6	220.25	217.21	170.93	173.01	-2.6	1.4	-1.2	1,190	354	74,690	31,400	
Market 25	77.0	75.4	80.57	77.25	62.01	58.26	2.0	4.3	6.4	79.2	78.6	92.91	90.34	73.58	70.97	0.8	2.8	3.7	520	102	36,198	15,121	
Market 26	61.9	61.0	58.76	62.00	36.40	37.81	1.6	-5.2	-3.7	69.8	71.3	70.96	70.91	49.54	50.55	-2.1	0.1	-2.0	104	28	8,010	3,782	
Market 27	67.6	68.7	130.75	129.51	88.38	89.02	-1.7	1.0	-0.7	73.4	73.7	154.74	151.87	113.51	112.00	-0.5	1.9	1.3	530	113	42,123	16,493	
Market 28	59.0	55.2	58.87	56.96	34.71	31.43	6.8	3.4	10.4	68.4	61.7	91.08	95.68	62.31	59.02	10.9	-4.8	5.6	245	43	23,637	11,148	
Market 29	65.2	61.0	85.79	83.69	55.98	51.03	7.0	2.5	9.7	62.7	64.1	83.04	81.72	52.10	52.38	-2.1	1.6	-0.5	86	13	7,413	2,171	
Market 30	70.6	61.8	85.13	76.81	60.09	47.48	14.2	10.8	26.5	72.2	70.9	91.80	83.92	66.32	59.52	1.9	9.4	11.4	74	11	7,371	2,468	
Market 31	80.2	77.2	252.51	216.61	202.48	167.14	3.9	16.6	21.1	76.2	76.0	242.73	219.15	184.87	166.65	0.2	10.8	10.9	71	23	8,365	5,253	
Market 32	78.0	82.7	102.46	99.72	79.93	82.44	-5.6	2.7	-3.1	77.9	77.0	107.00	99.45	83.38	76.57	1.2	7.6	8.9	378	135	35,834	24,458	
Market 33	59.1	56.7	61.13	61.80	36.12	35.04	4.2	-1.1	3.1	65.1	66.9	64.61	67.89	42.04	45.39	-2.7	-4.8	-7.4	64	26	5,187	3,267	
Market 34	78.2	80.1	76.24	76.01	59.60	60.88	-2.4	0.3	-2.1	73.6	76.1	74.72	74.91	55.02	56.97	-3.2	-0.2	-3.4	112	63	17,581	14,020	
Market 34	72.8	69.8	194.27	187.62	141.53	131.02	4.3	3.5	8.0	75.8	75.7	205.44	198.23	155.73	150.11	0.1	3.6	3.7	119	66	9,578	7,535	

The STR Hotel Review Report is a publication of STR, Inc. and STR Global, Ltd., and is intended solely for use by paid subscribers. Reproduction or distribution of the STR Hotel Review Report, in whole or part, without written permission is prohibited and subject to legal action. If you have received this report and are NOT a subscriber to the STR Hotel Review Report, please contact us immediately. Source: 2019 STR, Inc. / STR Global, Ltd. trading as "STR".

# Continent Market Performance Graphs (Data in Currency 1) - Sample

For the Month of: Month Year



The STR Hotel Review Report is a publication of STR, Inc. and STR Global, Ltd., and is intended solely for use by paid subscribers. Reproduction or distribution of the STR Hotel Review Report, in whole or part, without written permission is prohibited and subject to legal action. If you have received this report and are NOT a subscriber to the STR Hotel Review Report, please contact us immediately. Source: 2019 STR, Inc. / STR Global, Ltd. trading as "STR".

# World Regions - Sample

## Americas

<b>Caribbean</b>	<b>Central America</b>
Anguilla	Belize
Antigua & Barbuda	Costa Rica
Aruba	El Salvador
Bahamas	Guatemala
Barbados	Honduras
Bermuda	Nicaragua
British Virgin Islands	Panama
Cayman Islands	
Curacao	<b>North America</b>
Cuba	Canada
Dominica	Greenland
Dominican Republic	Mexico
Grenada	United States
Guadeloupe	
Haiti	<b>South America</b>
Jamaica	Argentina
Martinique	Bolivia
Montserrat	Brazil
Netherlands Antilles	Chile
Puerto Rico	Colombia
St. Kitts & Nevis	Ecuador
St. Lucia	Falkland Islands
St. Vincent	French Guiana
Trinidad & Tobago	Guyana
Turks & Caicos	Paraguay
US Virgin Islands	Peru
	Suriname
	Uruguay
	Venezuela

## Asia Pacific

<b>Central &amp; South Asia</b>	<b>Australia &amp; Oceania</b>
Bangladesh	American Samoa
Bhutan	Australia
India	Cook Islands
Maldives	Fiji
Nepal	French Polynesia
Pakistan	Guam
Sri Lanka	Kiribati
	Marshall Islands
	Micronesia
<b>Northeastern Asia</b>	Nauru
China	New Caledonia
Japan	New Zealand
North Korea	Niue
South Korea	Northern Mariana Islands
Mongolia	Palau
Taiwan	Papua New Guinea
	Samoa
<b>Southeastern Asia</b>	Solomon Islands
Brunei	Tonga
Cambodia	Tuvalu
East Timor	Vanuatu
Indonesia	
Laos	
Malaysia	
Myanmar	
Philippines	
Singapore	
Thailand	
Vietnam	

## Europe

<b>Eastern Europe</b>	<b>Southern Europe</b>
Armenia	Albania
Azerbaijan	Andorra
Belarus	Bosnia and Herzegovina
Bulgaria	Croatia
Czech Republic	Cyprus
Georgia	Gibraltar
Hungary	Greece
Kazakhstan	Italy
Kyrgyzstan	Israel
Poland	Kosovo
Moldova	Macedonia
Romania	Malta
Russia	Montenegro
Slovakia	Portugal
Tajikistan	San Marino
Turkmenistan	Serbia
Ukraine	Slovenia
Uzbekistan	Spain
	Turkey
<b>Northern Europe</b>	<b>Western Europe</b>
Denmark	Austria
Estonia	Belgium
Faroe Islands	France
Finland	Germany
Iceland	Liechtenstein
Ireland	Luxembourg
Latvia	Monaco
Lithuania	Netherlands
Norway	Switzerland
Sweden	
United Kingdom	

## Middle East / Africa

<b>Middle East</b>	<b>Southern Africa</b>
Afghanistan	Angola
Bahrain	Benin
Iran	Botswana
Iraq	Burundi
Jordan	Cameroon
Kuwait	Cape Verde
Lebanon	Central African Republic
Oman	Comoros
Qatar	Cote d'Ivoire
Saudi Arabia	Democratic Rep. of Congo
Syria	Equatorial Guinea
UAE	Ethiopia
Yemen	Gabon
	Gambia
<b>Northern Africa</b>	Ghana
Algeria	Guinea
Burkina Faso	Guinea-Bissau
Chad	Kenya
Djibouti	Lesotho
Egypt	Liberia
Eritrea	Madagascar
Libya	Malawi
Mali	Mauritius
Morocco	Mozambique
Mauritania	Namibia
Niger	Nigeria
Sudan	Republic Of Congo
South Sudan	Reunion
Tunisia	Rwanda
	Sao Tome and Principe
	Senegal
	Seychelles
	Sierra Leone
	Somalia
	South Africa
	Swaziland
	Tanzania
	Togo
	Uganda
	Zambia
	Zimbabwe



# How can we assist you?

**Glossary:**

For all STR definitions, please visit [www.str.com/resources/glossary](http://www.str.com/resources/glossary)

**Frequently Asked Questions (FAQ):**

For all STR FAQs, please click here or visit [www.str.com/resources/faq](http://www.str.com/resources/faq)

Please visit our website at [www.str.com](http://www.str.com), or if you need additional assistance please reach out to our Customer Support team.

**North America:**

735 East Main Street, Hendersonville, TN 37075 USA

T : +1 615 824 8664

[support@str.com](mailto:support@str.com)

**International:**

Blue Fin Building, 110 Southwark Street, London SE1 0TA

T : +44 (0) 20 7922 1930

[industryinfo@str.com](mailto:industryinfo@str.com)

**Asia Pacific:**

Thong Teck Building, 15 Scotts Road #08-12, 228 218 Singapore

T: +64 6800 7850

[apinfo@str.com](mailto:apinfo@str.com)

For the latest in industry news, visit [HotelNewsNow.com](http://HotelNewsNow.com).

To learn more about the Hotel Data Conference, visit [HotelDataConference.com](http://HotelDataConference.com).